



DAVAO CITY STATE OF THE **WOMEN AND CHILDREN REPORT**

Statistical Guidebook
2020



CONTENTS

| | | |
|------------|--|----|
| Table 1.1 | Female Total Population of Davao City by Single Age, 2015, with Projected Population, 2020-2023 | 5 |
| Table 1.2 | Male Total Population of Davao City by Single Age, 2015, with Projected Population, 2020-2023 | 7 |
| Table 1.3 | Population 15 Years Old and Over and Population In the Labor Force, Davao Region | 11 |
| Table 2.1 | Percentage Distribution of Pregnant Women with First Pre-Natal Visit, by District, 2015-2019 | 15 |
| Table 2.2 | Table 2.2 Percentage Distribution of Pregnant Women who had their First Pre-Natal Visit in the First Trimester of Pregnancy, by District, 2015-2019 | 15 |
| Table 2.3 | Percentage Distribution of Pregnant Women with Haemoglobin Determination, by District, 2015-2019 | 16 |
| Table 2.4 | Percentage Distribution of Pregnant Women who are Anemic, by District, 2015-2019 | 16 |
| Table 2.5 | Percentage Distribution of Pregnant Women who had TT2+ Immunization, by District, 2015-2019 | 17 |
| Table 2.6 | Percentage Distribution of Women who Delivered with at least 4 Prenatal Visits, by District, 2015-2019 | 17 |
| Table 2.7 | Percentage Distribution of High-Risk Pregnant Women who Delivered, by District, 2015-2019 | 18 |
| Table 2.8 | Outcome of Pregnancy of Women Who Delivered, by District, 2019 | 18 |
| Table 2.9 | Livebirths, by Sex, by District, 2019 | 19 |
| Table 2.10 | Percentage of Low Birth Weight Among New-borns, 2015-2019 | 19 |
| Table 2.11 | Women who Delivered Livebirths, by Age Group, 2019 | 20 |
| Table 2.12 | Percentage Distribution of Deliveries by Skilled Birth Attendants, by District, 2015-2019 | 20 |
| Table 2.13 | Percentage Distribution of Births Delivered in Health Facilities, by District, 2015-2019 | 21 |
| Table 2.14 | Percentage Distribution of Women who Delivered Livebirths and Stillbirths and Received Complete Vitamin A Supplementation during Pregnancy, by District, 2015-2019 | 21 |
| Table 2.15 | Percentage Distribution for Mothers Initiated Breastfeeding, by District, 2015-2019 | 22 |
| Table 2.16 | Percentage Distribution for Fully Immunized Children, 0-11 Months Old, by District, 2015-2019 | 22 |
| Table 2.17 | Percentage distribution of Prevalence Rate of Malnourished Children, 0-71 Months, by District, 2015-2019 | 23 |
| Table 2.18 | Ten Leading Causes of Under Five Morbidity, 2019 | 23 |
| Table 2.19 | Ten Leading Causes of Under-Five Mortality, 2019 | 24 |
| Table 2.20 | Number of Maternal and Infant Mortality, 2015-2019 | 24 |
| Table 2.21 | Leading Causes of Maternal Deaths, 2019 | 25 |
| Table 2.22 | Ten Leading Causes of Infant Morbidity, 2019 | 25 |
| Table 2.23 | Ten Leading Causes of Infant Mortality (Under 1), 2019 | 25 |
| Table 2.24 | Family Planning Contraceptive Users, per Method, 2015-2019 | 26 |
| Table 2.25 | Clients Given IEC on STI, HIV and AIDS, 2019 | 26 |
| Table 2.26 | Laboratory Results of Female Clients with Medical Intervention, Reproductive Health and Wellness Center, 2019 | 27 |
| Table 2.27 | Number of Households with Access to Safe Drinking Water, by District, 2015-2019 | 27 |

CONTENTS

| | | |
|------------|---|----|
| Table 2.28 | Number of Households with Access to Sanitary Toilets, by District, 2015-2019 | 28 |
| Table 3.1 | Early Childhood Care and Development, 2015-2019 | 31 |
| Table 3.2 | Enrolment of Pre-School, by Sector, by Level and by Sex, 2015-2019 | 31 |
| Table 3.3 | Enrolment in Public Elementary Schools by Level and by Sex, 2015-2019 | 34 |
| Table 3.4 | Enrolment in Private Elementary Schools, by Level and by Sex, 2015-2019 | 34 |
| Table 3.5 | Enrolment in Public Secondary Schools, by Level and by Sex, 2015-2019 | 35 |
| Table 3.6 | Enrolment in Private Secondary Schools, by Level and by Sex, 2015-2019 | 35 |
| Table 3.7 | Summary Performance Indicators of Public Elementary and Secondary Levels, SY 2014-2015 - SY 2017-2018 | 39 |
| Table 3.8 | Percentage of Female Participation in Elementary Education, by Level, SY 2014-2015 - SY 2017-2018 | 40 |
| Table 3.9 | Percentage of Female Participation in Secondary Education, by Level, SY 2013-2014 - SY 2017-2018 | 40 |
| Table 4.1 | Registration of Births, 2019 | 42 |
| Table 4.2 | Registration of Births under Mother's Maiden Name, by Sex, 2019 | 42 |
| Table 4.3 | Births by Transnational Parents, by Nationality, 2019 | 43 |
| Table 4.4 | Physically Abused Children, Reported and Assisted by Agency, by Sex, 2019 | 44 |
| Table 4.5 | Verbally Abused Children, Reported and Assisted by Agency, by Sex, 2019 | 44 |
| Table 4.6 | Sexually Abused Children, by Assisting Agency, by Sex, 2019 | 44 |
| Table 4.7 | Child Labor Cases Reported and Provided/Served with Appropriate Services, by Sex, 2019 | 45 |
| Table 4.8 | Abandoned Children Reported and Assisted by Agency, 2019 | 45 |
| Table 4.9 | Neglected Children Reported and Assisted, by Agency, by sex, 2019 | 45 |
| Table 4.10 | Children Victim of Bullying Reported and Given Assistance, (physical/gender-based/cyber bullying/retaliation), by sex, 2019 | 45 |
| Table 4.11 | Children Victim of Trafficking, Reported and Assisted, by Agency by sex, 2019 | 45 |
| Table 4.12 | Number of Children Provided with Educational Assistance, 2019 | 45 |
| Table 4.13 | Number of Children in Conflict with Law, by Sex, 2019 | 46 |
| Table 4.14 | Crimes Committed Against Special Laws (CICL), by Sex, 2019 | 46 |
| Table 4.15 | Crimes Committed by Children at Risk (CAR), 2019 | 46 |
| Table 4.16 | Number of Minors Travelling Alone, by Sex, 2019 | 46 |
| Table 4.17 | List of Functional Barangay Council for the Protection of Children, by District, 2019 | 47 |
| Table 4.18 | Number of Child-Focused Centers/Institutions, as of 2019 | 47 |
| Table 5.1 | VAWC Cases Reported to City Mayor's Office, by Type of Cases, 2015-2019 | 49 |
| Table 5.2 | Age Range of Clients and Respondents, 2019 | 49 |
| Table 5.3 | Location of Respondents and Clients, 2019 | 50 |
| Table 5.4 | Occupations of Respondents and Clients, 2019 | 50 |
| Table 6.1 | Sixteenth Sangguniang Panlungsod Officials, by Position, by Sex, 2019 | 52 |
| Table 6.2 | Department Heads/Chiefs of Offices, by Sex, 2018 | 52 |
| Table 6.3 | Barangay Captains, by District, by Sex, 2018 | 52 |
| Table 6.4 | Barangay Kagawad, by District, by Sex, 2018 | 53 |
| Table 6.5 | Barangay Secretaries, by District, by Sex, 2018 | 53 |
| Table 6.6 | Barangay Treasurers, by District, by Sex, 2018 | 53 |

CONTENTS

| | | |
|-------------|--|----|
| Table 6.7 | Barangay Functionaries Involved in Women Protection, by District, 2018 | 53 |
| Figure 2.3 | Percentage of Pregnant Women with Haemoglobin Determination, 2015-2019 | 16 |
| Figure 2.4 | Percentage of Pregnant Women who are Anaemic, 2015-2019 | 16 |
| Figure 2.5 | Percentage of Pregnant Women who had TT2+ Immunization, 2015-2019 | 17 |
| Figure 2.6 | Percentage of Women who Delivered with at least 4 Prenatal Visits, 2015-2019 | 17 |
| Figure 2.7 | Percentage of High-Risk Pregnant Women who Delivered, 2015-2019 | 18 |
| Figure 2.8 | Number of Pregnant Women who Delivered Livebirths, 2014-2018 | 18 |
| Figure 2.9 | Percentage Distribution of Livebirths, by Sex, 2014-2018 | 19 |
| Figure 2.10 | Percentage of Deliveries by Skilled Birth Attendants, 2014-2018 | 20 |
| Figure 2.11 | Percentage of Births Delivered in Health Facilities, 2014-2018 | 21 |
| Figure 2.12 | Percentage of Women who Delivered Livebirths and Stillbirths and Received Complete Vitamin A Supplementation during Pregnancy, 2014-2018 | 21 |
| Figure 2.13 | Percentage of Mothers Initiated Breastfeeding, 2014-2018 | 22 |
| Figure 2.14 | Fully Immunized Children, 0-11 Months Old, 2014-2018 | 22 |
| Figure 2.15 | Percentage of Family Planning Contraceptive Users, per Method, 2014-2018 | 26 |
| Figure 2.16 | Distribution of Laboratory Results, 2018 | 27 |
| Figure 2.17 | Percentage of Households with Access to Safe Drinking Water, 2014-2018 | 27 |
| Figure 2.18 | Percentage of Households with Access to Sanitary Toilets, 2014-2018 | 28 |
| Figure 3.1 | Number of Enrolment of Pre-School, by Institution, by Sex, 2018 | 31 |
| Figure 3.2 | Percentage of Enrolment in Public Elementary Schools, by Sex, SY '13-'14 - SY '17-'18 | 34 |
| Figure 3.3 | Percentage of Enrolment in Private Elementary Schools, by Sex, SY '13-'14 - SY '17-'18 | 34 |
| Figure 3.4 | Percentage of Enrolment in Public Secondary Schools, SY '13-'14 - SY '17-'18 | 35 |
| Figure 3.5 | Percentage of Enrolment in Private Secondary Schools, by Sex, SY '13-'14 - SY '17-'18 | 35 |
| Figure 3.6 | Participation Rate of Public Elementary and Secondary Schools, SY 2013-2014 - SY 2017-2018 | 36 |
| Figure 3.7 | Retention Rate of Public Elementary and Secondary Schools, SY 2013-2014 - SY 2017-2018 | 36 |
| Figure 3.8 | Promotion Rate of Public Elementary and Secondary Schools, SY 2013-2014 - SY 2017-2018 | 37 |
| Figure 3.9 | Graduation Rate of Public Elementary and Secondary Schools, SY 2013-2014 - SY 2017-2018 | 37 |
| Figure 3.10 | Survival Rate of Public Elementary and Secondary Schools, SY 2013-2014 - SY 2017-2018 | 38 |
| Figure 3.11 | Drop-Out Rate of Public Elementary and Secondary Schools, SY 2013-2014 - SY 2017-2018 | 38 |
| Figure 3.12 | Repetition Rate of Public Elementary and Secondary Schools, SY 2013-2014 - SY 2017-2018 | 39 |
| Figure 3.13 | Percentage of Female Participation in Elementary Education, by Level, SY 2013-2014 - SY 2017-2018 | 40 |
| Figure 3.14 | Percentage of Female Participation in Secondary Education, SY 2013-2014 - SY 2017-2018 | 40 |
| Figure 4.1 | Percentage of Timely and Late Registration of Births, by Sex, 2018 | 42 |
| Figure 4.2 | Percentage of Births Registered under Mother's Maiden Name, by Sex, 2018 | 42 |
| Figure 4.3 | Percent Distribution of Births by Transnational Parents, by Nationality, 2018 | 43 |
| Figure 5.1 | Percentage Distribution of Age Range of Clients and Respondents, 2018 | 49 |

DAVAO CITY Profile

Davao City is located in the West Central area of Region XI, occupying the south-eastern portion of the island of Mindanao and the southern point of the Philippine Archipelago. It is bounded by the Provinces Davao del Sur in the south; Davao del Norte in the north; North Cotabato in the west, and by the shores of the Davao Gulf in the east. It lies proximal to the equator at the square grid between 6°58" to 7°34" North Latitude and 125° 14" to 125° 40" Longitude.



Inter-Metropolitan Distance:

- 588** statute miles from Metro Manila
- 241** statute miles from Cebu City
- 971** nautical miles from Metro Manila
- 593** nautical miles from Cebu City

Watersheds:

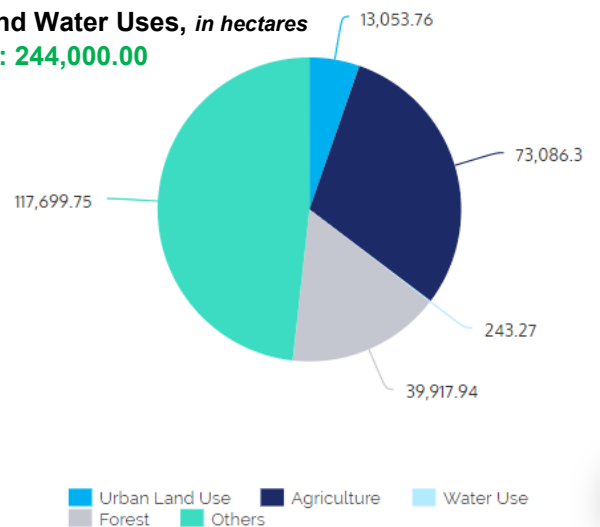
| | | |
|---------------|---------------|---------------|
| Davao River | Matina River | Sibulan River |
| Talomo River | Lipadas River | Tuganay River |
| Bunawan River | Lasang River | |

Demography:

- Actual Total Population 2015: **1,632,991**
- Population Growth Rate 2010-2015: **2.30**
- Projected Population 2019: **1,788,489**
- Population Density 2015: **7 persons/ha.**

Existing Land and Water Uses, in hectares

Total Land Area: 244,000.00



CLIMATE, PAG-ASA

Temperature °C, 2019

| | |
|-------------------------|-------|
| <i>Highest, May</i> | 34.4° |
| <i>Lowest, February</i> | 20.8° |

Rainfall (mm), 2018

| | |
|----------------------|-------|
| <i>Highest, June</i> | 329.5 |
| <i>Lowest, Feb</i> | 15.8 |



Davao City is one of the most strategic localities in the Philippines, having favorable points of entry for sea, land, and air transports.

Travelling by air, southeast over the sea, Davao City proper is approximately 588 statute miles from Metro Manila and 241 statute miles from the City of Cebu. It is 971 nautical miles, if travelled by water from Metro Manila and 593 nautical miles from Cebu City.

Davao City is considered as one of the largest cities in the world, with a total land area of 244,000 hectares. It is composed of one hundred and eighty two (182) barangays in three (3) congressional districts. This is further subdivided into eleven (11) Administrative or Political Districts. The First Congressional District comprises the Poblacion and Talomo Districts, meanwhile Agdao, Buhangin, Bunawan, and Paquibato Districts belong to the Second Congressional District. The districts of Baguio, Calinan, Toril, Tugbok, and Marilog, compose the Third Congressional District of the City.

The topography of these districts differ greatly as Davao City arises from a coastal border to the mountainous elevation. On the southeast quarter of the city are the plains; graduating to slightly-hilly areas towards the northern and eastern portions. Areas such as in Calinan, Marilog, Baguio, and Tugbok Districts have higher elevation rising into upland terrains.

The large, contiguous lowland areas of Davao City

are coastal plains and valleys extending inland. These areas are found in the eastern part of the city where Paquibato District lies, as an extension of vast lowlands at the head of the Davao Gulf. The districts of Bunawan, Buhangin, Agdao, Poblacion, Talomo, and Toril are also lowland areas nearly at sea level with about 3 meters of elevation, at the most. Ground composition of these areas consists of clay, silt, and some sand and gravel. Although this part is a broad lowland belt, its surface is interspersed by low hills and knobs.

Be that as it may, the city enjoys a mild tropical climate compared to other parts of the Philippines. With 34.4°C temperature, Daytimes are almost always sunny. The lowest temperature with an average of 20.8°C ensures a cool or rainy night.

Davao City is a locality of both urban and rural communities. To date, urbanization levels continue to increase due to the preference of people from rural areas to settle in urban growth centers to have better access to employment, education, housing, and others. As of 2010, the urbanization level reached 79.38%.

Its economy boasts of 1,681 financial institutions in 2019, ranging from banks to cooperatives; and 41,343 business establishments from retail stores to hotels and services. The city's Balance of Trade amounted to (\$268.53) thousand, with exports at \$2,249.55 M and \$2,518.08 Million on imports.

Davao City's VISION AND MISSION FOR CHILDREN



VISION

The children of Davao City will be God-centered, healthy, empowered, free from abuse and neglect, with full access to services, and living in a peaceful and gender-fair, caring society.

MISSION

The City Government of Davao exists as a prime mover in advocating children's rights by providing full access to education, health and nutrition, shelter, safe environment, protective and rehabilitative services in order to ensure their holistic growth and development with gender perspective.



WOMEN DEVELOPMENT CODE of Davao City

Highlights

Mainstreaming gender-sensitivity through legislation;

Adoption of gender responsive development policies in all local government departments and agencies, including the review and revision of all existing regulations to remove gender biases;



Allocation for gender-sensitive projects in the Annual

Development Fund

Creation of the Integrated Gender and Development Division under the City Mayor's Office to be the coordinative, regulatory, and monitoring body responsible in the implementation of the Code and creation of Councils for Women at the district level, from among barangay level women organizations, to become the consultative assembly of the IGDD.

The Code took two years in the making. Research and consultations with the GO-NGO and other women across different sectors were held before the deliberation and final drafting. The Code was approved by the Sangguniang Panlungsod last 14 October 1997.

A landmark in local legislation, the Code recognizes women as full and equal partners of men in development and nation building. It seeks to design, adopt and implement gender responsive development policies, support systems and measures to protect and promote the rights of women.



The Rights of Every Woman

- The prevention of, and protection from all forms of violence and coercion
- Freely and fully participate in political processes
- The means for assuring economic welfare and security
- The full exercise of reproductive choice
- Freely choose a spouse and maintain equality in marriage or its dissolution
- Adequate, relevant and gender-fair education
- Adequate nutrition and proper health care
- Humane living conditions
- Nurture personhood, collectively and individually
- Equality before the law, in principle and in practice

**Table 1.1 Female Total Population of Davao City
by Single Age, 2015, with Projected Population, 2018-2021**

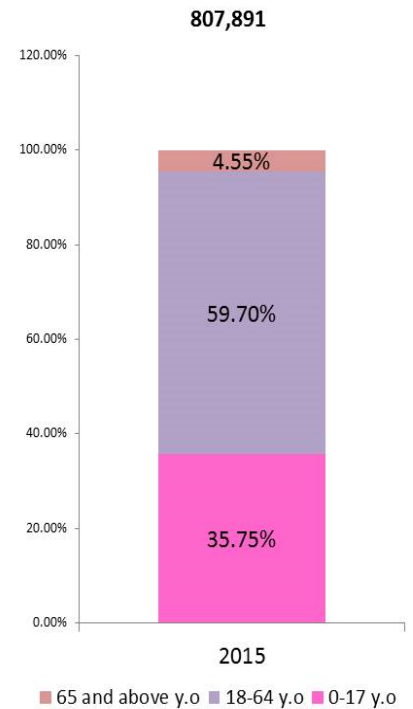
| Female Single Age Classification | Total Population | Population Projection | | | | |
|----------------------------------|------------------|-----------------------|--------|--------|--------|--|
| | 2015 | 2020 | 2021 | 2022 | 2023 | |
| Under 1 | 16,401 | 18,376 | 18,799 | 19,231 | 19,673 | |
| 1 | 15,935 | 17,854 | 18,256 | 18,685 | 19,114 | |
| 2 | 16,289 | 18,250 | 18,666 | 19,100 | 19,539 | |
| 3 | 16,233 | 18,188 | 18,601 | 19,034 | 19,472 | |
| 4 | 16,095 | 18,033 | 18,443 | 18,872 | 19,306 | |
| 5 | 16,128 | 18,070 | 18,479 | 18,911 | 19,346 | |
| 6 | 16,373 | 18,345 | 18,757 | 19,198 | 19,640 | |
| 7 | 16,126 | 18,068 | 18,472 | 18,908 | 19,343 | |
| 8 | 15,988 | 17,913 | 18,316 | 18,747 | 19,178 | |
| 9 | 15,685 | 17,574 | 17,969 | 18,391 | 18,814 | |
| 10 | 15,757 | 17,654 | 18,047 | 18,476 | 18,901 | |
| 11 | 15,953 | 17,874 | 18,260 | 18,706 | 19,136 | |
| 12 | 15,932 | 17,850 | 18,230 | 18,681 | 19,111 | |
| 13 | 16,123 | 18,064 | 18,429 | 18,905 | 19,340 | |
| 14 | 15,396 | 17,250 | 17,576 | 18,052 | 18,468 | |
| 15 | 15,639 | 17,522 | 17,837 | 18,337 | 18,759 | |
| 16 | 15,527 | 17,397 | 17,535 | 18,206 | 18,625 | |
| 17 | 17,308 | 19,392 | 19,522 | 20,294 | 20,761 | |
| 18 | 18,679 | 20,928 | 21,040 | 21,902 | 22,406 | |
| 19 | 17,925 | 20,083 | 20,227 | 21,018 | 21,501 | |
| 20 | 17,864 | 20,015 | 20,209 | 20,946 | 21,428 | |
| 21 | 16,898 | 18,933 | 19,189 | 19,814 | 20,269 | |
| 22 | 16,707 | 18,719 | 19,012 | 19,590 | 20,040 | |
| 23 | 16,892 | 18,926 | 19,259 | 19,807 | 20,262 | |
| 24 | 16,431 | 18,410 | 18,725 | 19,266 | 19,709 | |
| 25 | 16,419 | 18,396 | 18,695 | 19,252 | 19,695 | |
| 26 | 14,832 | 16,618 | 16,935 | 17,391 | 17,791 | |
| 27 | 14,694 | 16,463 | 16,747 | 17,229 | 17,626 | |
| 28 | 14,991 | 16,796 | 17,084 | 17,578 | 17,982 | |
| 29 | 13,221 | 14,813 | 15,087 | 15,502 | 15,859 | |
| 30 | 13,217 | 14,808 | 15,075 | 15,498 | 15,854 | |
| 31 | 12,157 | 13,621 | 13,883 | 14,255 | 14,582 | |
| 32 | 12,582 | 14,097 | 14,359 | 14,753 | 15,092 | |
| 33 | 11,756 | 13,172 | 13,391 | 13,784 | 14,101 | |
| 34 | 11,475 | 12,857 | 13,104 | 13,455 | 13,764 | |
| 35 | 12,040 | 13,490 | 13,714 | 14,117 | 14,442 | |
| 36 | 11,041 | 12,370 | 12,585 | 12,946 | 13,244 | |
| 37 | 10,393 | 11,644 | 11,882 | 12,186 | 12,467 | |
| 38 | 10,557 | 11,828 | 12,049 | 12,379 | 12,663 | |
| 39 | 10,246 | 11,480 | 11,686 | 12,014 | 12,290 | |
| 40 | 10,096 | 11,312 | 11,516 | 11,838 | 12,110 | |
| 41 | 8,806 | 9,866 | 10,065 | 10,325 | 10,563 | |
| 42 | 9,370 | 10,498 | 10,710 | 10,987 | 11,239 | |
| 43 | 9,045 | 10,134 | 10,348 | 10,606 | 10,850 | |
| 44 | 8,192 | 9,178 | 9,373 | 9,605 | 9,826 | |
| 45 | 9,310 | 10,431 | 10,631 | 10,916 | 11,167 | |
| 46 | 8,219 | 9,209 | 9,390 | 9,637 | 9,859 | |
| 47 | 7,694 | 8,620 | 8,780 | 9,022 | 9,229 | |
| 48 | 7,655 | 8,577 | 8,727 | 8,976 | 9,182 | |
| 49 | 7,209 | 8,077 | 8,232 | 8,453 | 8,647 | |
| 50 | 7,650 | 8,571 | 8,744 | 8,970 | 9,176 | |
| 51 | 6,770 | 7,585 | 7,740 | 7,938 | 8,121 | |
| 52 | 6,783 | 7,600 | 7,755 | 7,953 | 8,136 | |

Female total population has been recorded at 807,891 in the 2015 actual census conducted by the Philippine Statistics Authority. It accounts for 50.53% of the total population. Of the total female population 35.76% or **288,888** are in the range of 0-17 years of age, **482,247** or 59.70% are in the working age 18-64 years old and 65 and above years old is 4.54% or **36,756**.

The total count of population from 2018-2021 is based on the annual average growth rate of 2.30 as derived from the 2010-2015 census conducted by the PSA.

| Female Single Age Classification | Total Population | Population Projection | | | | |
|----------------------------------|------------------|-----------------------|----------------|----------------|----------------|------|
| | | 2015 | 2020 | 2021 | 2022 | 2023 |
| 53 | 6,301 | 7,060 | 7,207 | 7,388 | 7,558 | |
| 54 | 6,356 | 7,121 | 7,267 | 7,453 | 7,624 | |
| 55 | 6,442 | 7,218 | 7,353 | 7,554 | 7,727 | |
| 56 | 6,212 | 6,960 | 7,105 | 7,284 | 7,451 | |
| 57 | 5,584 | 6,256 | 6,390 | 6,547 | 6,698 | |
| 58 | 5,513 | 6,177 | 6,305 | 6,464 | 6,613 | |
| 59 | 5,436 | 6,091 | 6,219 | 6,374 | 6,521 | |
| 60 | 5,410 | 6,061 | 6,183 | 6,343 | 6,489 | |
| 61 | 4,691 | 5,256 | 5,369 | 5,500 | 5,627 | |
| 62 | 4,541 | 5,088 | 5,196 | 5,325 | 5,447 | |
| 63 | 4,189 | 4,693 | 4,790 | 4,912 | 5,025 | |
| 64 | 3,756 | 4,208 | 4,303 | 4,404 | 4,505 | |
| 65 | 4,174 | 4,677 | 4,775 | 4,894 | 5,007 | |
| 66 | 3,399 | 3,808 | 3,887 | 3,985 | 4,077 | |
| 67 | 2,804 | 3,142 | 3,209 | 3,288 | 3,363 | |
| 68 | 2,752 | 3,083 | 3,145 | 3,227 | 3,301 | |
| 69 | 2,183 | 2,446 | 2,495 | 2,560 | 2,619 | |
| 70 | 2,018 | 2,261 | 2,311 | 2,366 | 2,421 | |
| 71 | 1,825 | 2,045 | 2,086 | 2,140 | 2,189 | |
| 72 | 1,916 | 2,147 | 2,186 | 2,247 | 2,298 | |
| 73 | 1,874 | 2,100 | 2,141 | 2,197 | 2,248 | |
| 74 | 1,634 | 1,831 | 1,863 | 1,916 | 1,960 | |
| 75 | 1,602 | 1,795 | 1,822 | 1,878 | 1,922 | |
| 76 | 1,392 | 1,560 | 1,577 | 1,632 | 1,670 | |
| 77 | 1,219 | 1,366 | 1,393 | 1,429 | 1,462 | |
| 78 | 1,223 | 1,370 | 1,394 | 1,434 | 1,467 | |
| 79 | 1,072 | 1,201 | 1,218 | 1,257 | 1,286 | |
| 80 | 868 | 973 | 989 | 1,018 | 1,041 | |
| 81 | 681 | 763 | 774 | 799 | 817 | |
| 82 | 754 | 845 | 860 | 884 | 904 | |
| 83 | 615 | 689 | 700 | 721 | 738 | |
| 84 | 496 | 556 | 563 | 582 | 595 | |
| 85 | 486 | 545 | 549 | 570 | 583 | |
| 86 | 366 | 410 | 416 | 429 | 439 | |
| 87 | 329 | 369 | 375 | 386 | 395 | |
| 88 | 200 | 224 | 226 | 235 | 240 | |
| 89 | 205 | 230 | 235 | 240 | 246 | |
| 90 | 170 | 190 | 194 | 199 | 204 | |
| 91 | 107 | 120 | 120 | 125 | 128 | |
| 92 | 97 | 109 | 110 | 114 | 116 | |
| 93 | 76 | 85 | 87 | 89 | 91 | |
| 94 | 58 | 65 | 65 | 68 | 70 | |
| 95 | 51 | 57 | 58 | 60 | 61 | |
| 96 | 25 | 28 | 25 | 29 | 30 | |
| 97 | 23 | 26 | 25 | 27 | 28 | |
| 98 | 13 | 15 | 14 | 15 | 16 | |
| 99 | 12 | 13 | 14 | 14 | 14 | |
| 100 | 6 | 7 | 7 | 7 | 7 | |
| 101 & over | 31 | 35 | 36 | 36 | 37 | |
| Total | 807,891 | 905,172 | 921,771 | 947,288 | 969,076 | |
| 0 - 17 | 288,888 | 323,674 | 330,193 | 338,734 | 346,525 | |
| 18 and over | 519,003 | 581,498 | 591,578 | 608,554 | 622,551 | |

Female Total Population Distribution Aged 0-17, 18-64 and 65 and Over, 2015



**Table 1.2 Male Total Population of Davao City
by Single Age, 2015, with Projected Population, 2017- 2020**

| Male Single Age Classification | Total Population | Population Projection | | | | |
|--------------------------------|------------------|-----------------------|--------|--------|--------|--|
| | 2015 | 2020 | 2021 | 2022 | 2023 | |
| Under 1 | 17,317 | 19,402 | 19,843 | 20,305 | 20,772 | |
| 1 | 17,182 | 19,251 | 19,686 | 20,147 | 20,610 | |
| 2 | 17,542 | 19,654 | 20,098 | 20,569 | 21,042 | |
| 3 | 17,823 | 19,969 | 20,417 | 20,898 | 21,379 | |
| 4 | 17,563 | 19,678 | 20,121 | 20,593 | 21,067 | |
| 5 | 17,312 | 19,397 | 19,836 | 20,299 | 20,766 | |
| 6 | 17,354 | 19,444 | 19,878 | 20,348 | 20,816 | |
| 7 | 17,536 | 19,648 | 20,083 | 20,562 | 21,035 | |
| 8 | 17,101 | 19,160 | 19,586 | 20,052 | 20,513 | |
| 9 | 16,799 | 18,822 | 19,239 | 19,698 | 20,151 | |
| 10 | 16,827 | 18,853 | 19,273 | 19,730 | 20,184 | |
| 11 | 16,643 | 18,647 | 19,056 | 19,515 | 19,963 | |
| 12 | 16,287 | 18,248 | 18,614 | 19,097 | 19,536 | |
| 13 | 16,428 | 18,406 | 18,768 | 19,263 | 19,706 | |
| 14 | 15,930 | 17,848 | 18,180 | 18,679 | 19,108 | |
| 15 | 16,436 | 18,415 | 18,693 | 19,272 | 19,715 | |
| 16 | 15,617 | 17,497 | 17,580 | 18,312 | 18,733 | |
| 17 | 17,253 | 19,330 | 19,404 | 20,230 | 20,695 | |
| 18 | 18,060 | 20,235 | 20,149 | 21,176 | 21,663 | |
| 19 | 17,382 | 19,475 | 19,448 | 20,381 | 20,850 | |
| 20 | 17,387 | 19,481 | 19,505 | 20,387 | 20,856 | |
| 21 | 16,694 | 18,704 | 18,781 | 19,574 | 20,025 | |
| 22 | 16,574 | 18,570 | 18,676 | 19,434 | 19,881 | |
| 23 | 16,566 | 18,561 | 18,736 | 19,424 | 19,871 | |
| 24 | 16,665 | 18,672 | 18,859 | 19,540 | 19,990 | |
| 25 | 16,568 | 18,563 | 18,717 | 19,427 | 19,874 | |
| 26 | 15,358 | 17,207 | 17,397 | 18,008 | 18,422 | |
| 27 | 15,279 | 17,119 | 17,272 | 17,915 | 18,327 | |
| 28 | 15,353 | 17,202 | 17,320 | 18,002 | 18,416 | |
| 29 | 14,161 | 15,866 | 16,003 | 16,604 | 16,986 | |
| 30 | 14,245 | 15,960 | 16,084 | 16,703 | 17,087 | |
| 31 | 12,912 | 14,467 | 14,606 | 15,140 | 15,488 | |
| 32 | 13,217 | 14,808 | 14,975 | 15,498 | 15,854 | |
| 33 | 12,440 | 13,938 | 14,050 | 14,586 | 14,922 | |
| 34 | 12,377 | 13,867 | 14,014 | 14,513 | 14,846 | |
| 35 | 13,144 | 14,727 | 14,869 | 15,412 | 15,766 | |
| 36 | 11,712 | 13,122 | 13,277 | 13,733 | 14,049 | |
| 37 | 11,044 | 12,374 | 12,523 | 12,950 | 13,247 | |
| 38 | 11,377 | 12,747 | 12,914 | 13,340 | 13,647 | |
| 39 | 10,787 | 12,086 | 12,257 | 12,648 | 12,939 | |
| 40 | 10,926 | 12,242 | 12,428 | 12,811 | 13,106 | |
| 41 | 9,323 | 10,446 | 10,606 | 10,932 | 11,183 | |
| 42 | 9,847 | 11,033 | 11,198 | 11,546 | 11,812 | |
| 43 | 9,629 | 10,788 | 10,978 | 11,290 | 11,550 | |
| 44 | 8,727 | 9,778 | 9,941 | 10,233 | 10,468 | |
| 45 | 9,897 | 11,089 | 11,256 | 11,605 | 11,872 | |
| 46 | 8,515 | 9,540 | 9,694 | 9,984 | 10,214 | |
| 47 | 8,033 | 9,000 | 9,150 | 9,419 | 9,636 | |
| 48 | 7,558 | 8,468 | 8,606 | 8,862 | 9,066 | |
| 49 | 7,192 | 8,058 | 8,191 | 8,433 | 8,627 | |
| 50 | 7,734 | 8,665 | 8,812 | 9,068 | 9,277 | |
| 51 | 6,610 | 7,406 | 7,535 | 7,751 | 7,929 | |
| 52 | 6,715 | 7,524 | 7,671 | 7,874 | 8,055 | |

Male total population has been recorded at 825,100 in the 2015 actual census conducted by the Philippine Statistics Authority. It accounts for 50.53% of the total population. Of the total male population 36.96% or 304,957 are in the range of 0-17 years of age, 491,169 or 59.52% are in the working age 18-64 years old and 65 and above years old is 3.51% or 28,981.

| Male Single Age Classification | Total Population | Population Projection | | | | |
|--------------------------------|------------------|-----------------------|----------------|----------------|----------------|------|
| | | 2015 | 2020 | 2021 | 2022 | 2023 |
| 53 | 6,165 | 6,907 | 7,047 | 7,229 | 7,395 | |
| 54 | 6,014 | 6,738 | 6,863 | 7,052 | 7,214 | |
| 55 | 6,365 | 7,131 | 7,243 | 7,463 | 7,635 | |
| 56 | 5,666 | 6,348 | 6,481 | 6,644 | 6,796 | |
| 57 | 5,250 | 5,882 | 5,998 | 6,156 | 6,297 | |
| 58 | 5,307 | 5,946 | 6,067 | 6,223 | 6,366 | |
| 59 | 5,156 | 5,777 | 5,890 | 6,046 | 6,185 | |
| 60 | 4,995 | 5,596 | 5,715 | 5,857 | 5,992 | |
| 61 | 4,438 | 4,972 | 5,074 | 5,204 | 5,323 | |
| 62 | 4,397 | 4,926 | 5,029 | 5,156 | 5,274 | |
| 63 | 3,981 | 4,460 | 4,554 | 4,668 | 4,775 | |
| 64 | 3,427 | 3,840 | 3,919 | 4,018 | 4,111 | |
| 65 | 3,771 | 4,225 | 4,310 | 4,422 | 4,523 | |
| 66 | 2,960 | 3,316 | 3,390 | 3,471 | 3,551 | |
| 67 | 2,639 | 2,957 | 3,018 | 3,094 | 3,166 | |
| 68 | 2,368 | 2,653 | 2,704 | 2,777 | 2,840 | |
| 69 | 1,859 | 2,083 | 2,123 | 2,180 | 2,230 | |
| 70 | 1,770 | 1,983 | 2,022 | 2,075 | 2,123 | |
| 71 | 1,476 | 1,654 | 1,685 | 1,731 | 1,770 | |
| 72 | 1,530 | 1,714 | 1,744 | 1,794 | 1,835 | |
| 73 | 1,546 | 1,732 | 1,766 | 1,813 | 1,854 | |
| 74 | 1,221 | 1,368 | 1,393 | 1,432 | 1,465 | |
| 75 | 1,172 | 1,313 | 1,341 | 1,374 | 1,406 | |
| 76 | 1,036 | 1,161 | 1,181 | 1,215 | 1,243 | |
| 77 | 860 | 964 | 981 | 1,008 | 1,032 | |
| 78 | 829 | 929 | 943 | 972 | 994 | |
| 79 | 678 | 760 | 773 | 795 | 813 | |
| 80 | 637 | 714 | 726 | 747 | 764 | |
| 81 | 423 | 474 | 484 | 496 | 507 | |
| 82 | 417 | 467 | 477 | 489 | 500 | |
| 83 | 345 | 387 | 391 | 405 | 414 | |
| 84 | 275 | 308 | 313 | 322 | 330 | |
| 85 | 279 | 313 | 317 | 327 | 335 | |
| 86 | 191 | 214 | 218 | 224 | 229 | |
| 87 | 161 | 180 | 185 | 189 | 193 | |
| 88 | 126 | 141 | 144 | 148 | 152 | |
| 89 | 85 | 95 | 97 | 100 | 102 | |
| 90 | 81 | 91 | 93 | 95 | 97 | |
| 91 | 59 | 66 | 66 | 69 | 71 | |
| 92 | 28 | 31 | 31 | 33 | 34 | |
| 93 | 36 | 40 | 40 | 42 | 43 | |
| 94 | 36 | 40 | 40 | 42 | 43 | |
| 95 | 30 | 34 | 33 | 35 | 36 | |
| 96 | 13 | 15 | 15 | 15 | 16 | |
| 97 | 12 | 13 | 14 | 14 | 14 | |
| 98 | 9 | 10 | 10 | 11 | 11 | |
| 99 | 10 | 11 | 11 | 12 | 12 | |
| 100 | 4 | 4 | 5 | 5 | 5 | |
| 101 & over | 9 | 10 | 10 | 11 | 11 | |
| Total | 825,100 | 924,453 | 937,826 | 967,467 | 989,719 | |
| 0 - 17 | 304,950 | 341,670 | 348,355 | 357,568 | 365,792 | |
| 18 and over | 520,150 | 582,783 | 589,471 | 609,899 | 623,927 | |

Male Total Population Distribution Aged 0-17 and 18 & Over, 2015

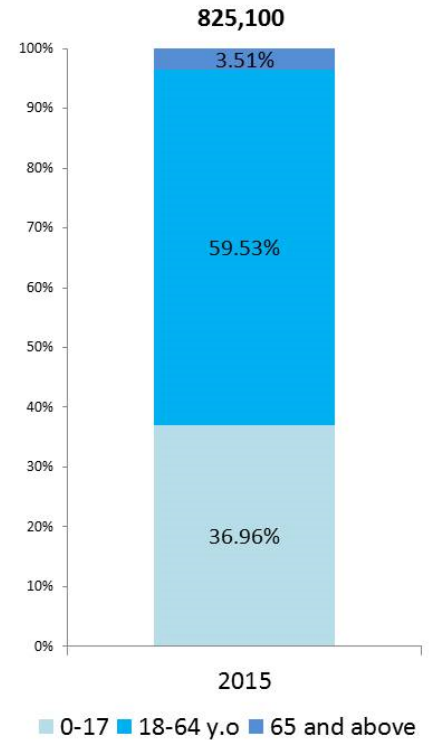



Figure 1.1 Household Population Pyramid, by Age Group, 2018

AGE AND SEX DISAGGREGATION

2019 Projected Total Population: **1,788,489**



Population Size and Growth Rates

Davao City posted a total population of 1,632,991 persons as of 2015 census compared to 1,449,296 persons in 2010.

- Includes former Municipal District of Guiangga

Davao City had the lowest growth rate at 1.57% from 1939 - 1948. From 1948 - 1960, a remarkable increase of 6.42% was noted. From then on a decline in its population was observed except during the period 1975 - 1980.

In 2015, Davao City contributed 33.37% to the total population of Davao Region, or 1,632,991 persons out of 4,893,318 persons in Davao Region.

Figure 1.2 Historical Growth of Population 1903-2015

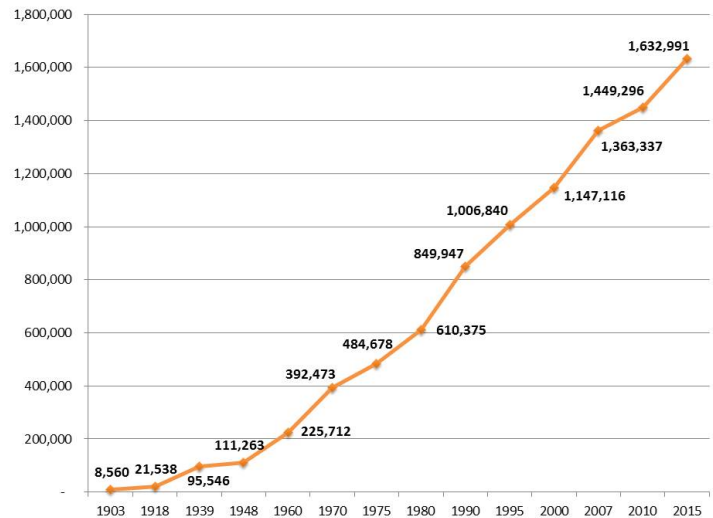


Figure 1.3 Annual Average Growth Rate, 1903-2015

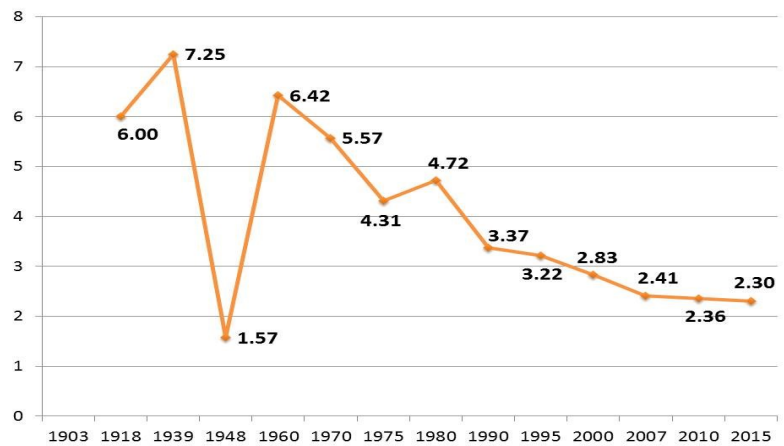
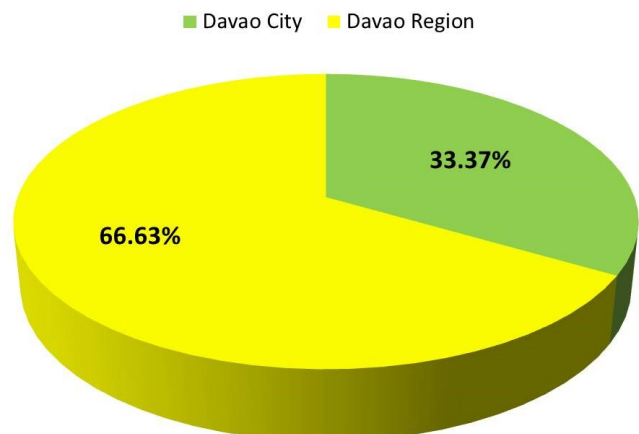


Figure 1.4 Total Population Percentage of Davao City vs. Davao Region, 2015

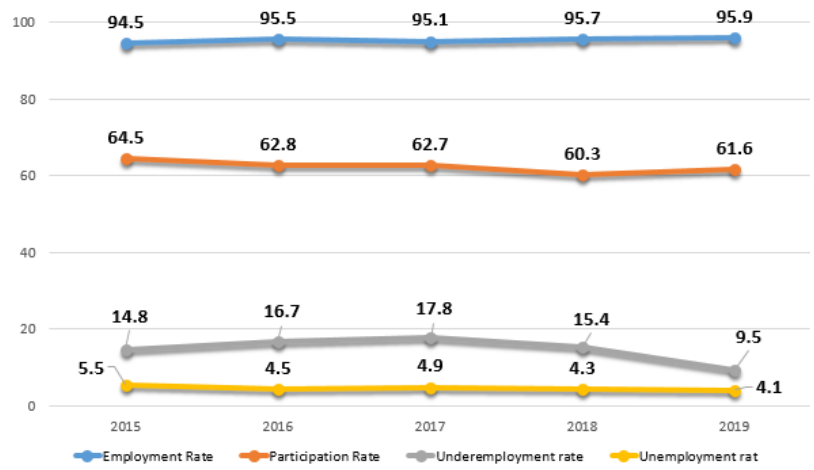


Labor and Employment

Table 1.3 Population 15 Years Old and Over and Population In the Labor Force, Davao Region

| Year | Indicators | |
|------|--------------------|--------------------|
| | 15 yrs. Old & over | In the Labor Force |
| 2015 | 3,192,000 | 2,058,840 |
| 2016 | 3,355,000 | 2,101,940 |
| 2017 | 3,468,000 | 2,174,436 |
| 2018 | 3,050,000 | 1,839,150 |
| 2019 | 3,555,000 | 2,189,880 |

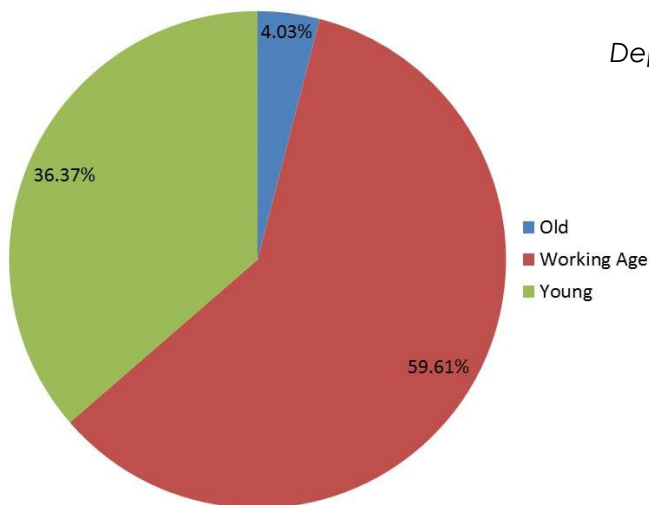
Figure 1.5 Labor Force Participation Rate, Employment, Underemployment and Unemployment, Davao Region, 2015-2019



Source: Philippine Statistics Authority, Region XI

***Labor Force Participation Rate** is the proportion of the total number of persons in the labor force to the total population 15 years old and over.*

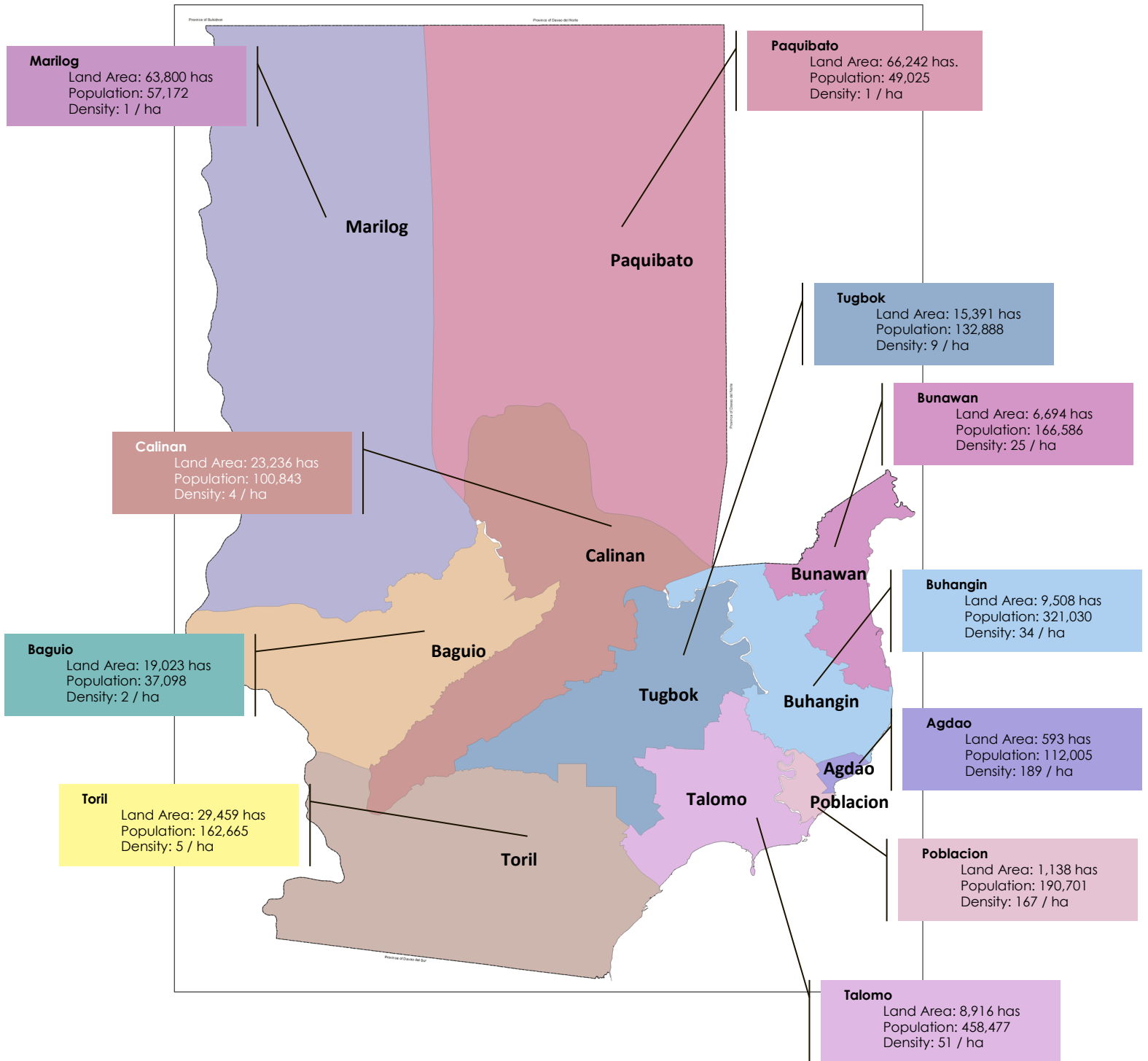
Figure 1.6 Dependent Population



Dependents = 0 -17
= 65 and over

Land Area and Population Density

Land Area, Projected Population Density, by Political District, Davao City 2019

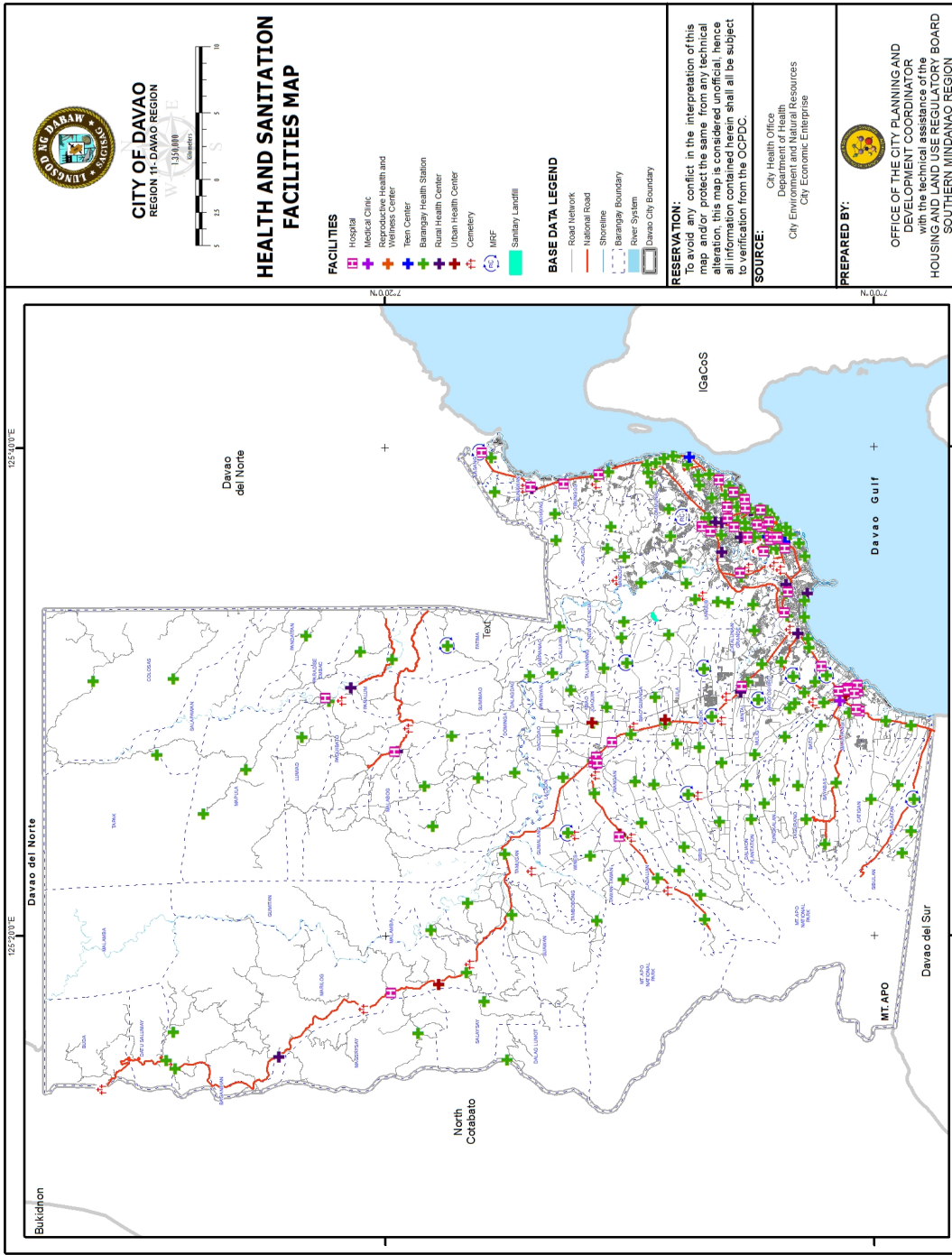


Source: Philippine Statistics Authority, Region XI

Survival and Health

Health Centers

Map 2. Health Centers in Davao City, 2019



| DISTRICT | # of Health Centers |
|-------------------------------|---------------------|
| First Congressional District | 66 |
| Poblacion District | 35 |
| Talomo District | 31 |
| Second Congressional District | 61 |
| Agdao District | 13 |
| Buhangin District | 21 |
| Bunawan District | 13 |
| Paquibato District | 14 |
| Third Congressional District | 90 |
| Baguio District | 10 |
| Calinan District | 21 |
| Marilog District | 13 |
| Toril District | 26 |
| Tugbok District | 20 |
| Total | 217 |



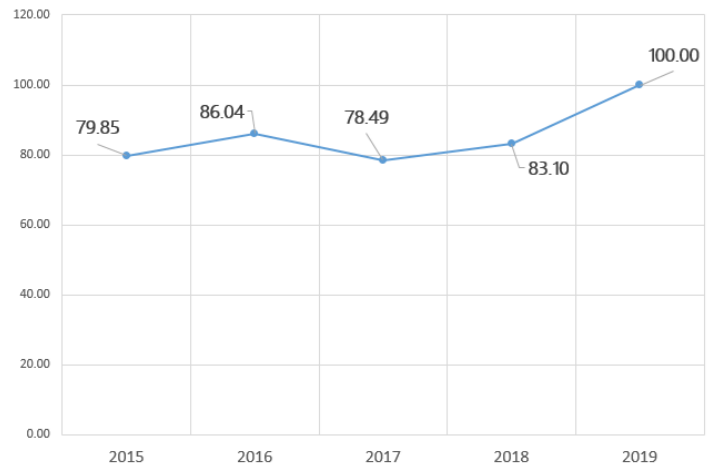
Pre-Natal Care

Table 2.1 Percentage Distribution of Pregnant Women with First Pre-Natal Visit, by District, 2015-2019

| District | % of Accomplishment | | | | |
|--------------------------|---------------------|---------------|---------------|---------------|---------------|
| | 2015 | 2016 | 2017 | 2018 | 2019 |
| Poblacion | 76.88 | 88.36 | 77.23 | 86.25 | 85.50 |
| Talomo | 79.75 | 78.86 | 78.82 | 84.10 | 86.34 |
| Agdao | 87.40 | 84.44 | 99.05 | 90.55 | 77.08 |
| Buhangin | 64.94 | 66.10 | 64.22 | 71.06 | 70.89 |
| Bunawan | 100.00 | 114.10 | 88.01 | 95.53 | 74.78 |
| Paquibato | 81.10 | 95.52 | 72.35 | 61.76 | 75.18 |
| Baguio | 78.50 | 117.53 | 77.68 | 83.26 | 89.03 |
| Calinan | 99.10 | 112.7 | 99.45 | 75.59 | 77.76 |
| Marilog | 89.90 | 103.5 | 68.16 | 92.62 | 90.27 |
| Toril | 80.90 | 79.77 | 63.45 | 67.69 | 69.80 |
| Tugbok | 77.40 | 89.32 | 92.80 | 95.35 | 75.96 |
| Davao City, total | 35,177 | 38,391 | 35,943 | 38,776 | 37,617 |

Total Eligible Population of Pregnant Women, 2019 = 37,617

Figure 2.1 Percentage of Pregnant Women with First Pre-Natal Visit, 2015-2019



Pre-Natal Care is a type of prevention health care with the goal of providing regular check-ups that allow doctors or midwives to treat & prevent potential health problems throughout the course of the pregnancy while promoting healthy lifestyles that benefit both mother and child.

Table 2.2 Percentage Distribution of Pregnant Women who had their First Pre-Natal Visit in the First Trimester of Pregnancy, by District, 2015-2019

| District | % of Accomplishment | | | | |
|--------------------------|---------------------|---------------|---------------|---------------|---------------|
| | 2015 | 2016 | 2017 | 2018 | 2019 |
| Poblacion | 22.77 | 29.64 | 50.88 | 48.90 | 60.15 |
| Talomo | 28.44 | 23.81 | 44.87 | 41.31 | 67.74 |
| Agdao | 30.40 | 30.19 | 25.44 | 37.90 | 60.39 |
| Buhangin | 23.33 | 24.16 | 46.86 | 36.18 | 51.87 |
| Bunawan | 31.90 | 40.10 | 38.43 | 43.73 | 23.69 |
| Paquibato | 24.20 | 25.49 | 30.28 | 34.05 | 38.51 |
| Baguio | 17.60 | 23.00 | 26.42 | 54.21 | 72.53 |
| Calinan | 26.20 | 29.01 | 57.82 | 64.33 | 63.70 |
| Marilog | 27.60 | 34.47 | 30.26 | 35.67 | 45.30 |
| Toril | 17.70 | 16.01 | 35.98 | 53.39 | 26.57 |
| Tugbok | 33.80 | 31.47 | 66.90 | 76.49 | 66.14 |
| Davao City, total | 11,552 | 10,304 | 16,048 | 20,106 | 25,722 |

Total Pregnant Women with 1st Prenatal Visit, 2019 = 37,617

Figure 2.2 Percentage of Pregnant Women who had their First Pre-Natal Visit in the First Trimester of Pregnancy, 2014-2018

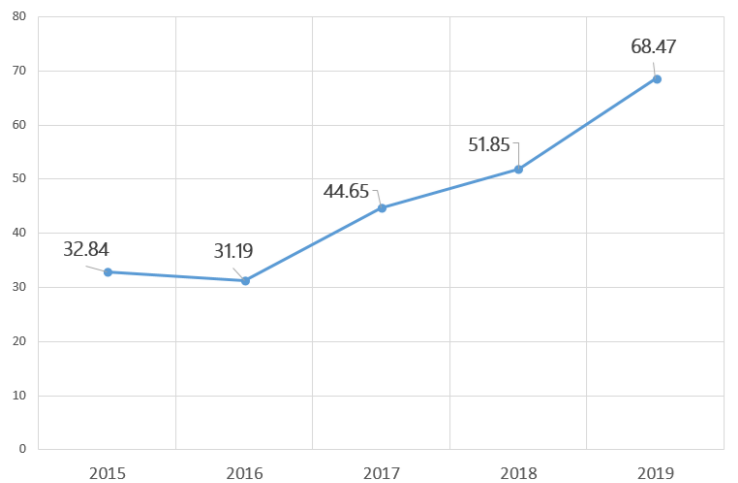
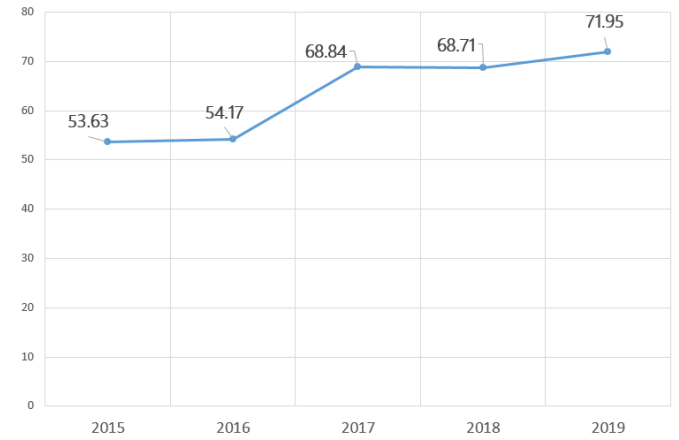


Table 2.3 Percentage Distribution of Pregnant Women with Haemoglobin Determination, by District, 2015-2019

| District | Percentage | | | | |
|-------------------------|---------------|---------------|---------------|---------------|---------------|
| | 2015 | 2016 | 2017 | 2018 | 2019 |
| Poblacion | 45.61 | 52.41 | 73.04 | 64.92 | 64.57 |
| Talomo | 53.89 | 49.27 | 82.48 | 56.76 | 62.20 |
| Agdao | 69.90 | 60.04 | 59.87 | 66.97 | 60.55 |
| Buhangin | 37.61 | 34.85 | 65.18 | 57.21 | 61.64 |
| Bunawan | 40.20 | 50.45 | 53.51 | 53.15 | 38.53 |
| Paquibato | 11.80 | 26.64 | 48.34 | 20.79 | 45.12 |
| Baguio | 37.90 | 26.74 | 46.74 | 46.59 | 54.02 |
| Calinan | 34.80 | 51.06 | 88.04 | 71.87 | 63.15 |
| Marilog | 37.10 | 58.82 | 71.14 | 48.65 | 52.34 |
| Toril | 33.30 | 41.58 | 55.54 | 32.8 | 30.34 |
| Tugbok | 56.70 | 51.17 | 62.09 | 82.37 | 68.65 |
| Davao City Total | 18,868 | 17,895 | 24,745 | 26,646 | 27,067 |

Total Pregnant Women with 1st Prenatal Visit, 2019 = **37,617**

Figure 2.3 Percentage of Pregnant Women with Haemoglobin Determination, 2015-2019



Hemoglobin Determination is the measurement of the concentration of hemoglobin in the blood.

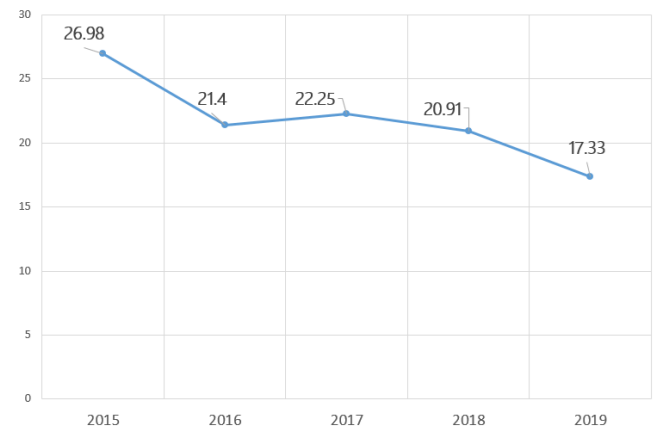
(<http://www.tpub.com/corpsman/233.htm>)

Table 2.4 Percentage Distribution of Pregnant Women who are Anemic, by District, 2015-2019

| District | Percentage | | | | |
|-------------------|--------------|--------------|--------------|--------------|--------------|
| | 2015 | 2016 | 2017 | 2018 | 2019 |
| Poblacion | 30.42 | 27.40 | 24.44 | 13.69 | 11.37 |
| Talomo | 30.74 | 16.94 | 11.84 | 13.27 | 11.78 |
| Agdao | 30.90 | 25.30 | 41.32 | 32.44 | 17.72 |
| Buhangin | 35.50 | 20.44 | 18.77 | 13.46 | 6.63 |
| Bunawan | 25.20 | 22.84 | 25.18 | 23.20 | 7.09 |
| Paquibato | 44.00 | 42.85 | 17.76 | 25.18 | 1.36 |
| Baguio | 34.50 | 24.18 | 38.84 | 23.72 | 18.81 |
| Calinan | 20.10 | 19.42 | 29.41 | 25.59 | 11.06 |
| Marilog | 23.60 | 7.82 | 7.18 | 19.83 | 10.63 |
| Toril | 29.30 | 23.46 | 25.40 | 30.02 | 7.61 |
| Tugbok | 42.30 | 25.44 | 39.21 | 14.63 | 7.56 |
| Davao City | 5,091 | 3,831 | 5,508 | 5,572 | 4,692 |

Number of Pregnant Women with Haemoglobin Determination, 2018 = **27,067**

Figure 2.4 Percentage of Pregnant Women who are Anaemic, 2015-2019



Anemic: relating to anemia, the condition of having less than the normal number of red blood cells or less than the normal quantity of hemoglobin in the blood.

(<http://www.medterms.com/script/main/art.asp?articlekey=15492>)

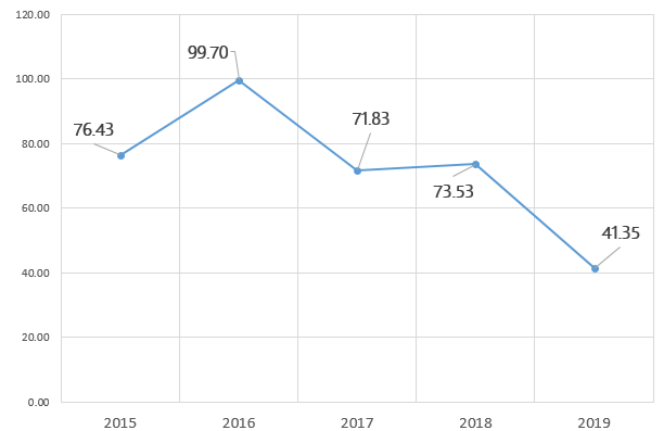
Iron Deficiency is a microcytic, hypochromic anemia caused by inadequate supply of iron needed to synthesize hemoglobin, characterized by pallor (paleness), fatigue and weakness. Iron deficiency results from an inadequate dietary supply of iron or poor absorption of iron in the digestive system or of chronic bleeding.

Table 2.5 Percentage Distribution of Pregnant Women who had TT2+ Immunization, by District, 2015-2019

| District | % of Accomplishment | | | | |
|-------------------------|---------------------|---------------|---------------|---------------|---------------|
| | 2015 | 2016 | 2017 | 2018 | 2019 |
| Poblacion | 57.51 | 92.70 | 62.46 | 68.46 | 31.56 |
| Talomo | 58.21 | 85.76 | 71.73 | 75.15 | 38.22 |
| Agdao | 87.40 | 95.29 | 71.16 | 66.74 | 31.94 |
| Buhangin | 54.33 | 75.25 | 49.48 | 75.21 | 28.13 |
| Bunawan | 81.00 | 118.97 | 48.15 | 68.01 | 29.57 |
| Paquibato | 50.20 | 75.07 | 44.22 | 64.93 | 34.24 |
| Baguio | 50.10 | 65.92 | 31.05 | 63.77 | 36.61 |
| Calinan | 73.30 | 100.32 | 79.55 | 92.12 | 28.63 |
| Marilog | 55.90 | 69.28 | 21.37 | 62.37 | 40.07 |
| Toril | 50.10 | 67.43 | 31.71 | 63.73 | 25.13 |
| Tugbok | 56.00 | 78.90 | 43.63 | 87.74 | 37.88 |
| Davao City Total | 26,886 | 32,933 | 25,657 | 28,515 | 15,557 |

Pregnant Women with 1st Prenatal Visit, 2019 = 37,617

Figure 2.5 Percentage of Pregnant Women who had TT2+ Immunization, 2014-2018



Tetanus Toxoid Immunization is a detoxified tetanus toxin that produces an antigenic response in the body, conferring permanent immunity to tetanus infection.

(<http://medical-dictionary.thefreedictionary.com/tetanus+toxoid>)



Natal Care

Table 2.6 Percentage Distribution of Women who Delivered with at least 4 Prenatal Visits, by District, 2015-2019

| District | 2015 | 2016 | 2017 | 2018 | 2019 |
|-------------------------|---------------|---------------|---------------|---------------|---------------|
| Poblacion | 68.03 | 70.28 | 55.74 | 85.69 | 59.08 |
| Talomo | 81.26 | 107.12 | 82.92 | 87.32 | 76.35 |
| Agdao | 87.89 | 106.91 | 78.17 | 84.88 | 65.62 |
| Buhangin | 41.92 | 63.66 | 42.26 | 78.48 | 55.13 |
| Bunawan | 63.92 | 69.98 | 17.49 | 35.54 | 18.65 |
| Paquibato | 58.74 | 60.03 | 23.98 | 55.82 | 38.11 |
| Baguio | 60.17 | 70.02 | 22.84 | 72.93 | 71.73 |
| Calinan | 75.40 | 80.02 | 78.00 | 92.65 | 63.22 |
| Marilog | 71.35 | 93.30 | 42.34 | 62.50 | 42.88 |
| Toril | 53.77 | 65.00 | 32.77 | 69.45 | 29.35 |
| Tugbok | 88.55 | 91.05 | 67.73 | 94.00 | 66.09 |
| Davao City Total | 21,730 | 31,908 | 25,741 | 29,454 | 26,978 |

Number of Women who Delivered, 2019 = 33,957

Figure 2.6 Percentage of Women who Delivered with at least 4 Prenatal Visits, 2015-2019

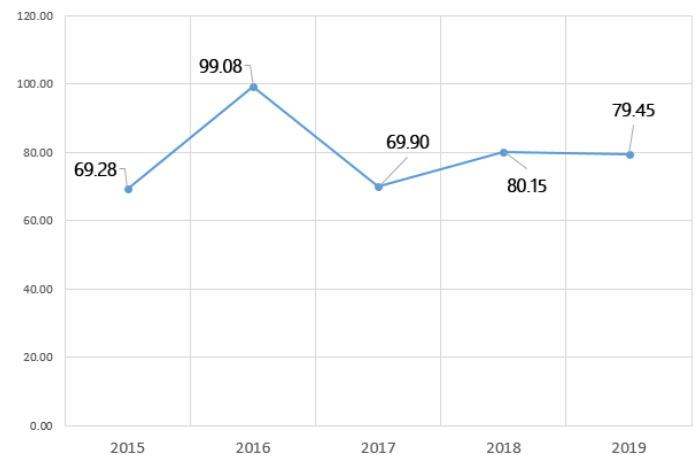
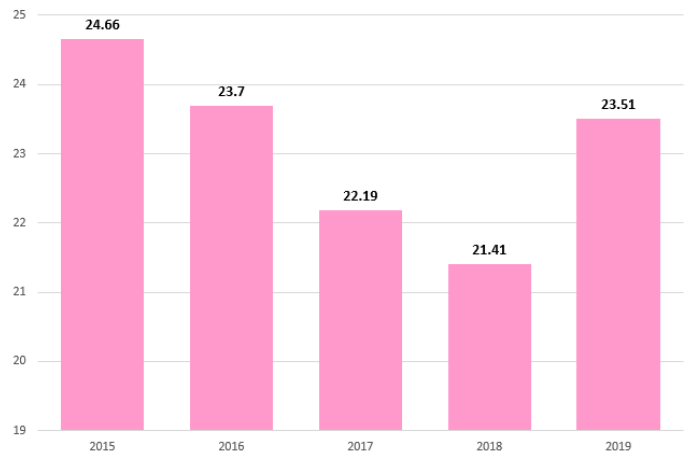


Table 2.7 Percentage Distribution of High-Risk Pregnant Women who Delivered, by District, 2015-2019

| District | % of High Risk Pregnant Women | | | | |
|-------------------|-------------------------------|--------------|--------------|--------------|--------------|
| | 2015 | 2016 | 2017 | 2018 | 2019 |
| Poblacion | 21.01 | 9.46 | 20.40 | 8.13 | 15.04 |
| Talomo | 24.56 | 28.34 | 23.86 | 30.51 | 20.67 |
| Agdao | 33.08 | 9.35 | 26.58 | 9.18 | 21.58 |
| Buhangin | 21.77 | 7.63 | 20.73 | 12.94 | 11.80 |
| Bunawan | 24.90 | 7.27 | 23.83 | 9.23 | 18.24 |
| Paquibato | 17.89 | 6.22 | 30.65 | 2.21 | 16.19 |
| Baguio | 18.54 | 1.00 | 18.15 | 1.96 | 12.27 |
| Calinan | 23.29 | 7.54 | 24.96 | 6.51 | 16.50 |
| Marilog | 28.19 | 3.48 | 18.59 | 3.62 | 19.19 |
| Toril | 37.33 | 7.99 | 21.89 | 7.68 | 13.57 |
| Tugbok | 29.59 | 8.92 | 18.98 | 8.03 | 16.43 |
| Davao City | 7,735 | 7,631 | 8,173 | 7,867 | 7,985 |

Number of Women who Delivered, 2019 = 33,957

Figure 2.7 Percentage of High-Risk Pregnant Women who Delivered, 2015-2019



High Risk Pregnancy is one in which some condition puts the mother, the developing fetus, or both at higher-than-normal risk for complications during or after the pregnancy and birth.

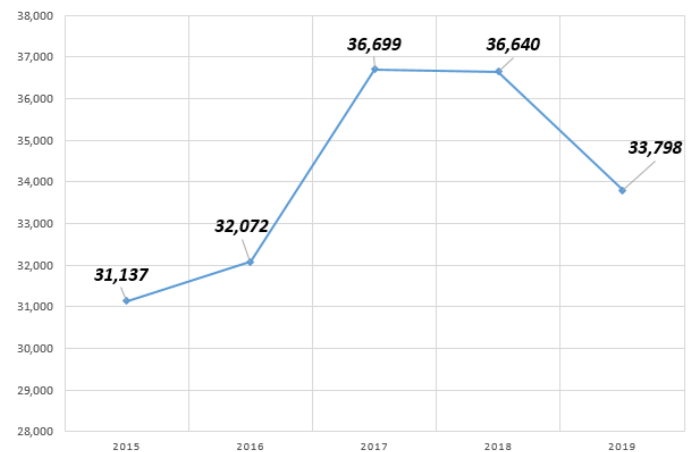
(<http://medical-dictionary.thefreedictionary.com/high-risk+pregnancy>)

Table 2.8 Outcome of Pregnancy of Women Who Delivered, by District, 2019

| District | Outcome of Pregnancy 2019 | | | |
|-------------------|---------------------------|-------------|---------------|---------------|
| | Abortion | Stillbirths | Livebirths | Total |
| Poblacion | 26 | 10 | 3,464 | 3,500 |
| Talomo | 0 | 3 | 9,709 | 9,712 |
| Agdao | 31 | 1 | 2,317 | 2,349 |
| Buhangin | 7 | 3 | 6,223 | 6,233 |
| Bunawan | 18 | 10 | 2,695 | 2,723 |
| Paquibato | 7 | 1 | 785 | 793 |
| Baguio | 1 | 0 | 765 | 766 |
| Calinan | 4 | 5 | 1,933 | 1,942 |
| Marilog | 9 | 3 | 1,163 | 1,175 |
| Toril | 13 | 11 | 2,345 | 2,369 |
| Tugbok | 2 | 3 | 2,399 | 2,404 |
| Davao City | 118 | 50 | 33,798 | 33,966 |

No. of Pregnant Women who delivered, 2019 = 33,957

Figure 2.8 Number of Pregnant Women who Delivered Livebirths, 2015-2019



Livebirth—Include late registered births

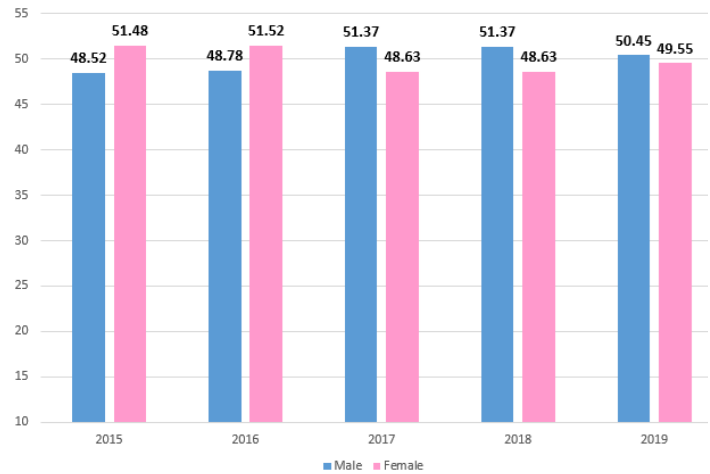
Outcome of Pregnancy refers to the result of giving birth to either abortion, stillbirth or livebirth.

Table 2.9 Livebirths, by Sex, by District, 2019

| District | Number | | |
|-------------------|--------|--------|--------|
| | Female | Male | Total |
| Poblacion | 1,629 | 1,758 | 3,387 |
| Talomo | 5,133 | 5,077 | 10,210 |
| Agdao | 1,196 | 1,167 | 2,363 |
| Buhangin | 3,078 | 3,128 | 6,206 |
| Bunawan | 1,284 | 1,402 | 2,686 |
| Paquibato | 377 | 416 | 793 |
| Baguio | 398 | 368 | 766 |
| Calinan | 975 | 966 | 1,941 |
| Marilog | 571 | 595 | 1,166 |
| Toril | 1,045 | 1,145 | 2,190 |
| Tugbok | 1,217 | 1,186 | 2,403 |
| Davao City, total | 16,903 | 17,208 | 34,111 |

Women who delivered livebirth = 33,798

Figure 2.9 Percentage Distribution of Livebirths, by Sex, 2015-2019



Livebirths occurs when a fetus, whatever its gestational age, exits the maternal body and subsequently shows any sign of life, such as voluntary movement, heartbeat, or pulsation of the umbilical cord, for however brief a time and regardless of whether the umbilical cord or placenta are intact.

([http://en.wikipedia.org/wiki/Live_birth_\(human\)](http://en.wikipedia.org/wiki/Live_birth_(human)))

Table 2.10 Percentage of Low Birth Weight Among New-borns, 2015-2019

| Year | Low Birth Weights |
|------|-------------------|
| 2015 | 6.9 |
| 2016 | 5.3 |
| 2017 | 5.6 |
| 2018 | 8.8 |
| 2019 | 6.1 |

Low Birth Weight, 2019 = 2,081

Table 2.11 Women who Delivered Livebirths, by Age Group, 2019

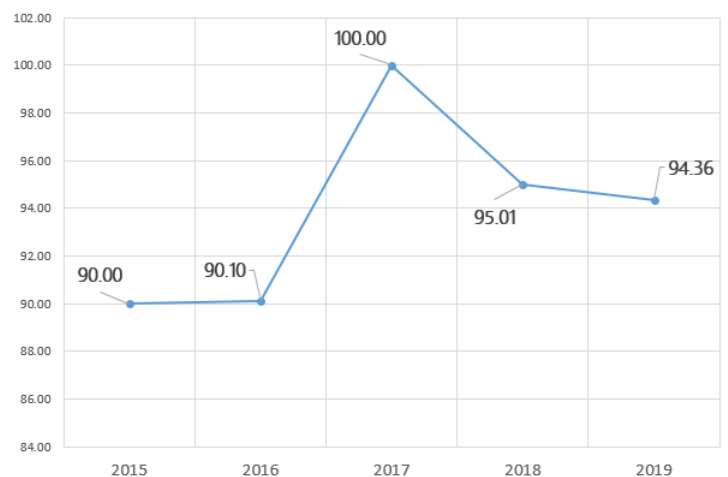
| District | Women who Delivered Livebirths | Number of Women Who Delivered Livebirths, By Age Group | | | | | | | |
|--------------------------|--------------------------------|--|---------------|--------------|--------------|--------------|------------|-----------|--------------------|
| | | 15 - 19 | 20 - 24 | 25 - 29 | 30 - 34 | 35 - 39 | 40 - 44 | 45 - 49 | <15, >49 & No Info |
| Poblacion | 3,464 | 437 | 1,125 | 1,020 | 494 | 207 | 49 | 3 | 129 |
| Talomo | 9,709 | 1,202 | 3,165 | 2,545 | 1,688 | 716 | 188 | 18 | 187 |
| Agdao | 2,317 | 288 | 724 | 658 | 383 | 212 | 46 | 1 | 5 |
| Buhangin | 6,223 | 460 | 1,838 | 2,179 | 986 | 366 | 66 | 12 | 316 |
| Bunawan | 2,695 | 372 | 744 | 697 | 501 | 230 | 78 | 7 | 66 |
| Paquibato | 785 | 146 | 239 | 206 | 95 | 49 | 11 | 0 | 39 |
| Baguio | 765 | 103 | 224 | 251 | 107 | 60 | 18 | 1 | 1 |
| Calinan | 1,933 | 269 | 688 | 557 | 239 | 138 | 25 | 4 | 13 |
| Marilog | 1,163 | 253 | 362 | 271 | 159 | 85 | 20 | 4 | 9 |
| Toril | 2,345 | 290 | 690 | 688 | 371 | 196 | 28 | 3 | 79 |
| Tugbok | 2,399 | 313 | 693 | 708 | 387 | 224 | 60 | 2 | 18 |
| Davao City, total | 33,798 | 4,133 | 10,492 | 9,774 | 5,410 | 2,483 | 589 | 55 | 862 |

Table 2.12 Percentage Distribution of Deliveries by Skilled Birth Attendants, by District, 2015-2019

| District | % Skilled Birth Attendance | | | | |
|--------------------------|----------------------------|---------------|---------------|---------------|---------------|
| | 2015 | 2016 | 2017 | 2018 | 2019 |
| Poblacion | 94.00 | 97.44 | 98.54 | 99.24 | 97.34 |
| Talomo | 95.12 | 90.99 | 96.84 | 95.25 | 98.46 |
| Agdao | 98.90 | 99.00 | 99.21 | 99.70 | 98.83 |
| Buhangin | 94.75 | 96.02 | 97.76 | 98.08 | 95.77 |
| Bunawan | 86.00 | 91.10 | 93.51 | 94.20 | 94.54 |
| Paquibato | 45.10 | 43.70 | 43.39 | 48.30 | 59.10 |
| Baguio | 77.40 | 83.0 | 81.01 | 88.10 | 90.19 |
| Calinan | 77.70 | 84.50 | 92.46 | 96.00 | 94.67 |
| Marilog | 34.70 | 52.10 | 58.81 | 56.00 | 58.46 |
| Toril | 89.50 | 90.60 | 84.60 | 95.80 | 93.51 |
| Tugbok | 93.50 | 96.0 | 94.35 | 98.00 | 102.70 |
| Davao City, total | 27,915 | 28,815 | 36,824 | 34,914 | 32,051 |

Total Number of Outcome of Pregnancy, 2019 = 33,966

Figure 2.10 Percentage of Deliveries by Skilled Birth Attendants, 2015-2019



Skilled Birth Attendants are midwives, physicians, obstetricians, nurses or other health care professionals who provide basic and emergency health care services to women and their newborns during pregnancy, child-birth and the postpartum period.

(http://en.wikipedia.org/wiki/Birth_attendant)



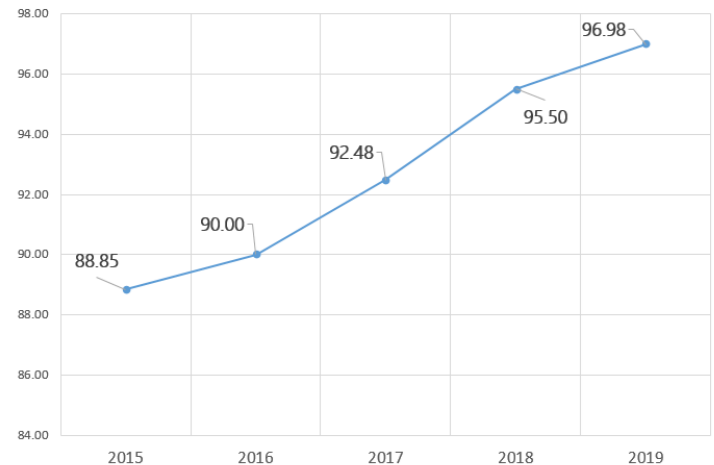
Postpartum Care

Table 2.13 Percentage Distribution of Births Delivered in Health Facilities, by District, 2015-2019

| District | Delivery in Health Facilities | | | | |
|--------------------------|-------------------------------|---------------|---------------|---------------|---------------|
| | 2015 | 2016 | 2017 | 2018 | 2019 |
| Poblacion | 92.39 | 97.33 | 98.60 | 99.13 | 98.12 |
| Talomo | 96.09 | 90.88 | 96.05 | 94.05 | 100.14 |
| Agdao | 96.50 | 99.10 | 98.84 | 99.70 | 101.46 |
| Buhangin | 94.00 | 96.22 | 97.74 | 98.04 | 96.51 |
| Bunawan | 95.50 | 90.30 | 93.28 | 94.00 | 94.76 |
| Paquibato | 44.80 | 43.60 | 43.25 | 48.20 | 58.85 |
| Baguio | 77.20 | 80.90 | 81.01 | 87.90 | 87.84 |
| Calinan | 76.30 | 84.30 | 92.37 | 95.50 | 94.30 |
| Marilog | 34.60 | 52.10 | 58.03 | 56.00 | 58.38 |
| Toril | 86.30 | 89.30 | 90.05 | 95.00 | 94.45 |
| Tugbok | 91.00 | 94.80 | 94.06 | 97.90 | 97.12 |
| Davao City, total | 27,867 | 29,130 | 34,057 | 34,724 | 32,214 |

Total Number of Outcome of Pregnancy, 2019 = 33,966

Figure 2.11 Percentage of Births Delivered in Health Facilities, 2015-2019



Health Facilities are places that provide health care. They include hospitals, clinics, outpatient care centers, and specialized care centers, such as birthing centers and psychiatric care centers.

(<http://www.nlm.nih.gov/medlineplus/healthfacilities.html>)

Table 2.14 Percentage Distribution of Women who Delivered Livebirths and Stillbirths and Received Complete Vitamin A Supplementation after Pregnancy, by District, 2015-2019

| District | % of Accomplishment | | | | |
|-------------------|---------------------|---------------|---------------|---------------|---------------|
| | 2015 | 2016 | 2017 | 2018 | 2019 |
| Poblacion | 91.71 | 98.9 | 92.57 | 94.99 | 98.06 |
| Talomo | 88.99 | 90.0 | 94.10 | 93.01 | 92.58 |
| Agdao | 88.70 | 92.1 | 88.73 | 97.60 | 92.53 |
| Buhangin | 84.33 | 86.8 | 80.64 | 87.47 | 90.22 |
| Bunawan | 61.74 | 65.2 | 68.27 | 83.60 | 82.70 |
| Paquibato | 97.88 | 97.6 | 93.88 | 80.50 | 83.56 |
| Baguio | 82.91 | 93.5 | 91.96 | 86.50 | 98.03 |
| Calinan | 82.88 | 91.9 | 96.72 | 97.30 | 98.60 |
| Marilog | 85.59 | 96.4 | 76.98 | 92.80 | 90.45 |
| Toril | 71.43 | 93.0 | 25.97 | 89.80 | 79.65 |
| Tugbok | 89.42 | 90.9 | 74.85 | 99.50 | 98.08 |
| Davao City | 26,606 | 27,579 | 29,740 | 34,201 | 30,959 |

No. of Women who Delivered Livebirths & Stillbirth 2019 = 33,848

Figure 2.12 Percentage of Women who Delivered Livebirths and Stillbirths and Received Complete Vitamin A Supplementation during Pregnancy, 2015-2019

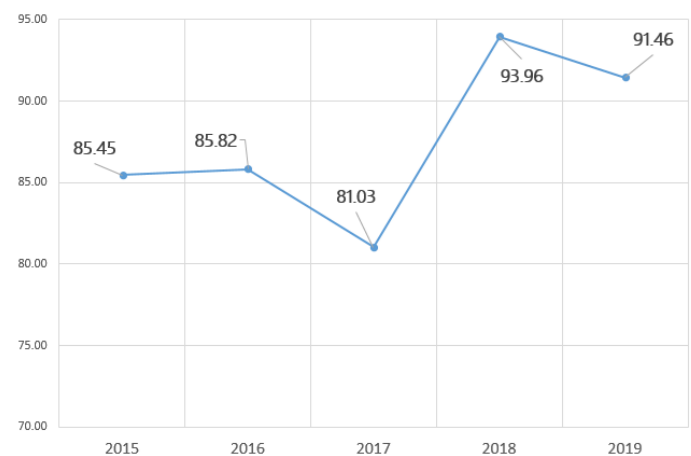
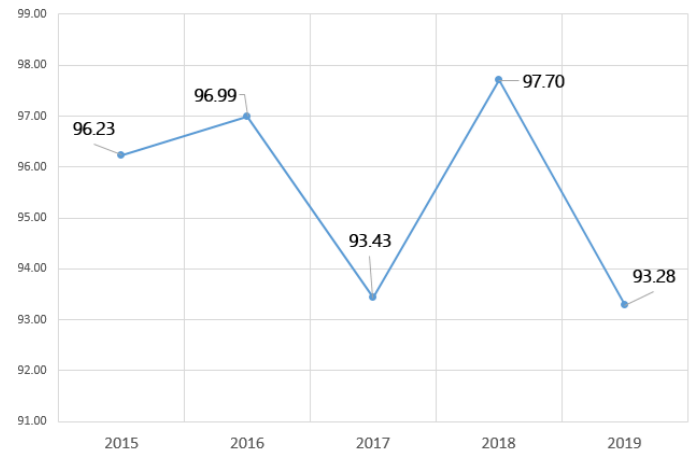


Table 2.15 Percentage Distribution for Mothers Initiated Breastfeeding, by District, 2015-2019

| District | % of Accomplishment | | | | |
|--------------------------|---------------------|---------------|---------------|---------------|---------------|
| | 2015 | 2016 | 2017 | 2018 | 2019 |
| Poblacion | 96.53 | 98.9 | 98.95 | 99.46 | 92.72 |
| Talomo | 96.49 | 97.08 | 98.01 | 95.13 | 91.94 |
| Agdao | 95.99 | 98.10 | 99.77 | 100.20 | 94.47 |
| Buhangin | 94.68 | 96.76 | 94.66 | 98.27 | 94.31 |
| Bunawan | 99.80 | 99.50 | 99.92 | 98.80 | 99.33 |
| Paquibato | 98.06 | 99.50 | 99.58 | 87.80 | 100.12 |
| Baguio | 76.07 | 93.10 | 95.38 | 98.20 | 95.29 |
| Calinan | 93.39 | 93.40 | 98.45 | 99.50 | 91.20 |
| Marilog | 88.55 | 90.70 | 85.09 | 96.90 | 97.67 |
| Toril | 97.43 | 97.86 | 68.38 | 96.40 | 78.46 |
| Tugbok | 92.30 | 93.52 | 85.13 | 99.90 | 100.00 |
| Davao City, total | 29,966 | 31,109 | 34,290 | 35,977 | 31,527 |

Number of Women who Delivered Livebirths, 2019 = 33,798

Figure 2.13 Percentage of Mothers Initiated Breastfeeding, 2015-2019



Breastfeeding also known as **nursing**, is the feeding of babies and young children with milk from a woman's breast. Health professionals recommend that breastfeeding begin within the first hour of a baby's life and continue as often and as much as the baby wants.

(<http://en.wikipedia.org/wiki/Breastfeeding>)



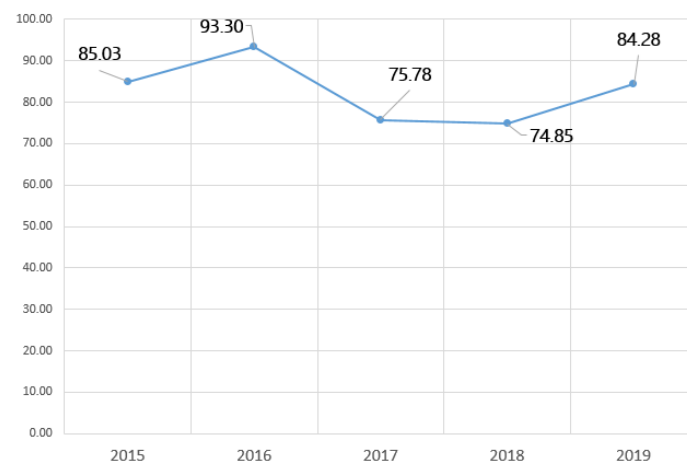
Fully Immunized Children (FIC)

Table 2.16 Percentage Distribution for Children, 0-11 Months Old Immunized, by District, 2015-2019

| District | 2015 | 2016 | 2017 | 2018 | 2019 |
|--------------------------|---------------|---------------|---------------|---------------|---------------|
| Poblacion | 85.69 | 97.49 | 81.67 | 78.34 | 76.70 |
| Talomo | 84.29 | 97.65 | 87.09 | 86.79 | 94.93 |
| Agdao | 91.20 | 117.56 | 84.86 | 88.36 | 98.66 |
| Buhangin | 84.03 | 62.62 | 57.21 | 61.22 | 76.67 |
| Bunawan | 90.20 | 57.42 | 57.02 | 56.51 | 66.73 |
| Paquibato | 77.30 | 85.65 | 59.04 | 56.99 | 96.02 |
| Baguio | 85.50 | 67.93 | 70.42 | 83.26 | 60.23 |
| Calinan | 103.90 | 101.53 | 91.86 | 80.72 | 99.95 |
| Marilog | 84.80 | 106.62 | 63.86 | 66.08 | 87.98 |
| Toril | 87.40 | 75.30 | 75.72 | 64.46 | 80.43 |
| Tugbok | 98.20 | 78.86 | 89.03 | 89.24 | 82.11 |
| Sasa | 82.40 | 47.77 | 58.06 | 61.48 | 74.97 |
| Davao City, total | 34,931 | 42,052 | 34,704 | 34,929 | 31,179 |

Eligible Population for Immunization, 2019 = 36,992

Figure 2.14 Fully Immunized Children, 0-11 Months Old, 2015-2019



Fully Immunized Children are infants who received doses of BCG, DTwP-HiB - Hep B, OPV, Measles Vaccine, MMR, Rotavirus Vaccine, PVC and Td Vaccines before reaching one year of age.

(<http://www.nscb.gov.ph/glossary/terms/indicatorDetails.asp?strIndi=39331408>)

Nutrition

Table 2.17 Percentage distribution of Prevalence Rate of Malnourished Children, 0-71 Months, by District, 2014-2018

| Prevalence Rate (weight for age) | | | | | |
|----------------------------------|---------------|--------------|--------------|--------------|--------------|
| District | 2015 | 2016 | 2017 | 2018 | 2019 |
| Poblacion | 4.80 | 3.08 | 2.98 | 2.39 | 2.58 |
| Talomo | 3.10 | 1.89 | 1.47 | 1.31 | 0.96 |
| Agdao | 5.77 | 4.68 | 3.20 | 2.93 | 2.94 |
| Buhangin | 2.26 | 1.90 | 1.89 | 1.60 | 1.67 |
| Bunawan | 5.55 | 4.04 | 4.08 | 4.08 | 3.24 |
| Paquibato | 13.65 | 11.12 | 13.79 | 11.08 | 7.91 |
| Baguio | 8.05 | 5.76 | 5.26 | 4.44 | 3.31 |
| Calinan | 4.21 | 3.15 | 3.61 | 3.64 | 3.57 |
| Marilog | 6.51 | 7.47 | 7.71 | 8.08 | 6.70 |
| Toril | 3.47 | 3.86 | 2.94 | 2.73 | 2.81 |
| Tugbok | 4.81 | 3.46 | 3.31 | 3.06 | 2.40 |
| Davao City | 10,298 | 8,115 | 6,297 | 7,178 | 4,669 |

Total Number of 0-71 Months Old Children Weighed, 2019 = 189,080

Under-Five Morbidity

Table 2.18 Ten Leading Causes of Under Five Morbidity, 2019

| Causes | Number | Rate/1,000 Livebirths |
|-----------------------------|--------|-----------------------|
| Pneumonia | 11,749 | 63.68 |
| Acute Respiratory Infection | 8,251 | 42.38 |
| Diarrhea & Gastroenterities | 4,904 | 26.39 |
| Degue Fever | 4,568 | 26.18 |
| Urinary Track Infection | 3,684 | 18.16 |
| Other Viral Disease | 2,687 | 13.59 |
| Gastritis | 1,310 | 10.63 |
| Infection | 1,484 | 7.99 |
| Asthma | 973 | 7.68 |
| Influenza | 1,543 | 7.14 |

Morbidity refers to the state of being diseased or unhealthy within a population.

Source: City Health Office, Davao City

Under-Five Deaths

Table 2.19 Ten Leading Causes of Under-Five Mortality, 2019

| Causes | Number | Rate/1,000 Livebirths |
|---|--------|-----------------------|
| Pneumonia | 95 | 2.21 |
| Symptoms, sign & abnormal clinical & lab finding not elsewhere classified | 82 | 1.90 |
| Disease of the nervous system | 26 | 0.60 |
| Disease of the respiratory system | 23 | 0.53 |
| Transport accidents | 7 | 0.16 |
| Malignant neoplasms | 6 | 0.14 |
| Endocrine, nutritional & metabolic disorder | 5 | 0.12 |
| Disease of the circulatory system | 4 | 0.09 |
| Diseases of the digestive system | 3 | 0.07 |
| Tetanus neonatorum | 2 | 0.05 |

Mortality is the term used for the number of people who died within a population .

Maternal and Infant Mortality

Table 2.20 Number of Maternal and Infant Mortality, 2015-2019

| Year | Maternal (Rate/100,000 Livebirths) | Infant (Rate/1,000 lb.) |
|------|---------------------------------------|----------------------------|
| 2015 | 54.90 | 9.51 |
| 2016 | 49.97 | 10.47 |
| 2017 | 32.30 | 13.98 |
| 2018 | 19.29 | 12.63 |
| 2019 | 0.23 | 4.97 |

Maternal Deaths are the death of women while pregnant or within 42 days of termination of pregnancy, irrespective of duration and the site of pregnancy from any cause related to or aggravated by the pregnancy or its management, but not from accidental or incidental causes.

Infant Mortality is the death of a child less than one year of age.

Table 2.21 Leading Causes of Maternal Deaths, 2019

| Causes | Number | Rate/100,000 LB |
|--|--------|-----------------|
| Pregnancy with abortion outcome | 1 | 0.02 |
| Oedema, proteinuria & hypertension disorder in pregnancy | 1 | 0.02 |
| Complications of labour and delivery | 3 | 0.07 |
| Maternal Care related to fetus & amniotic cavity | 3 | 0.07 |
| Complications predominantly related to the puerperium | 1 | 0.02 |

Table 2.22 Ten Leading Causes of Infant Morbidity, 2019

| Causes of Infant Morbidity | No. | Rate/1,000 livebirths |
|------------------------------|-------|-----------------------|
| Acute Respiratory Infections | 5,438 | 306.21 |
| Pneumonia | 3,396 | 191.22 |
| Diarrhea & Gastroenteritis | 1,164 | 65.54 |
| UTI | 438 | 24.66 |
| Infection (unspecified) | 321 | 18.07 |
| Other Viral Diseases | 319 | 17.96 |
| Influenza | 250 | 14.08 |
| Dengue Fever | 154 | 8.67 |
| Measles | 138 | 7.77 |
| Asthma | 116 | 6.53 |

Infant Morbidity refers to the prevalence of diseases or illness in infants under 1 year of age.

Table 2.23 Ten Leading Causes of Infant Mortality (Under 1), 2019

| Causes | No. | Rate/1,000 livebirth |
|--|-----|----------------------|
| Symptoms, signs & abnormal clinical & finding not elsewhere classified | 46 | 1.07 |
| Pneumonia | 30 | 4.07 |
| Congenital Malformations | 19 | 0.44 |
| Diseases of the nervous system | 13 | 0.30 |
| Diseases of the heart | 12 | 0.28 |
| Diseases of the respiratory system | 12 | 0.28 |
| Septicemia | 4 | 0.09 |
| Renal failure | 3 | 0.07 |
| Dengue fever | 2 | 0.05 |
| Malignant neoplasms | 1 | 0.02 |

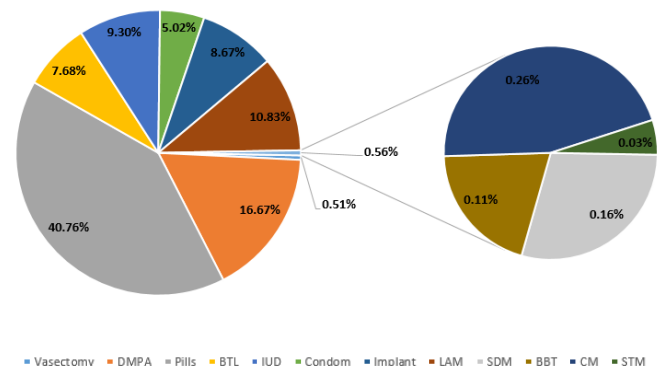
Infant Mortality Rate is the number of deaths to infants under one year of age per 1,000 live births in a given year.

Reproductive Health

Table 2.24 Family Planning Contraceptive Users, per Method, 2015-2019

| Methods Used | Year | | | | |
|----------------|---------------|----------------|----------------|----------------|----------------|
| | 2015 | 2016 | 2017 | 2018 | 2019 |
| Modern | | | | | |
| Vasectomy | 546 | 771 | 1,097 | 1,085 | 814 |
| DMPA | 8,004 | 14,859 | 19,440 | 23,162 | 26,475 |
| Pills | 20,988 | 44,180 | 53,511 | 60,390 | 64,737 |
| BTL | 5,858 | 9,554 | 10,971 | 12,037 | 12,199 |
| IUD | 6,351 | 10,489 | 12,668 | 13,924 | 14,779 |
| Condom | 3,571 | 5,424 | 7,245 | 7,881 | 7,973 |
| Implant | 2,214 | 4,908 | 7,349 | 11,296 | 13,764 |
| Natural | | | | | |
| LAM | 37,160 | 13,166 | 14,140 | 16,061 | 17,204 |
| SDM | 135 | 200 | 634 | 252 | 261 |
| BBT | 649 | 298 | 255 | 178 | 180 |
| CM | 1,069 | 341 | 658 | 414 | 408 |
| STM | 151 | 83 | 82 | 41 | 47 |
| Total | 86,696 | 104,273 | 128,050 | 146,721 | 158,841 |

Figure 2.15 Percentage of Family Planning Contraceptive Users, per Method, 2015-2019



HIV / AIDS / STD

Table 2.25 Clients Given IEC on STI, HIV and AIDS, 2019

| Clients | % Clients Served | | | | |
|-------------------------------|------------------|---------------|---------------|---------------|---------------|
| | 2015 | 2016 | 2017 | 2018 | 2019 |
| Men Sex Workers | 2.25 | 0.16 | - | 3.00 | 44.48 |
| Freelance Sex Workers | 7.29 | 3.47 | 6.72 | 7.72 | 40.33 |
| Transgender | - | - | 8.99 | 2.94 | 49.60 |
| Men having Sex with Men | 21.07 | 59.15 | 33.85 | 27.30 | 84.37 |
| Registered Female Sex Workers | 62.05 | 3.50 | 43.05 | 36.99 | 109.82 |
| Clients of Sex Workers | 0.21 | 0.06 | - | 9.62 | 0.79 |
| Others | 7.13 | 33.66 | 7.36 | 12.39 | 1.15 |
| Total No. of Clients | 13,897 | 22,111 | 22,304 | 25,611 | 23,298 |

Sexually Transmitted Infection (STI) is an illness that has a significant probability of transmission between humans or by means of human sexual behavior, including vaginal intercourse, oral sex, and anal sex.

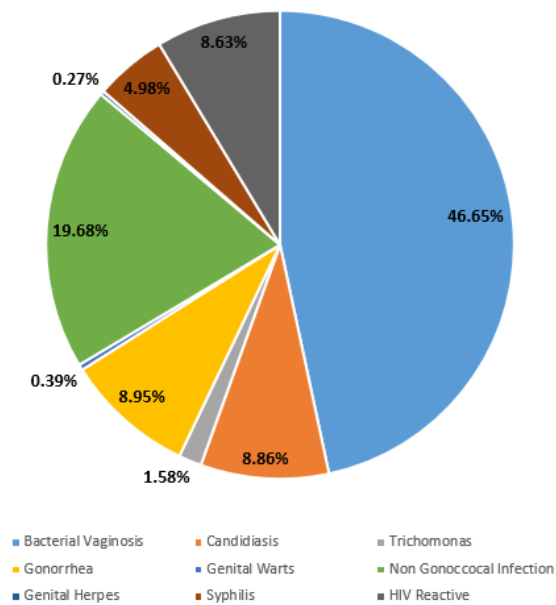
Human Immunodeficiency Virus (HIV) is a retrovirus that causes AIDS by infecting helper T cells of the immune system.

Acquired Immune Deficiency Syndrome (AIDS) is a disease of the immune system characterized by increased susceptibility to opportunistic infections, to certain cancers, and to neurological disorders: caused by a retrovirus and transmitted chiefly through blood or blood products that enter the body's bloodstream, esp. by sexual contact or contaminated hypodermic needles.

Table 2.26 Laboratory Results of Female Clients with Medical Intervention, Reproductive Health and Wellness Center, 2019

| STI Cases 2019 | |
|---------------------------|--------------|
| Bacterial Vaginosis | 1,891 |
| Candidiasis | 359 |
| Trichomonas | 64 |
| Gonorrhea | 363 |
| Genital Warts | 16 |
| Non Gonococcal Infection | 798 |
| Genital Herpes | 11 |
| Syphilis | 202 |
| HIV Reactive | 350 |
| Total No. of Cases | 4,054 |

Figure 2.16 Percentage Distribution of Laboratory Results, 2019



Environmental Health

Table 2.27 Number of Households with Access to Safe Drinking Water, by District, 2015-2019

| HHs with access to Safe Drinking Water | | | | | |
|--|----------------|----------------|----------------|----------------|----------------|
| District | 2015 | 2016 | 2017 | 2018 | 2019 |
| Poblacion | 35,225 | 35,625 | 36,169 | 36,856 | 37,541 |
| Talomo | 86,157 | 85,649 | 86,843 | 87,549 | 88,728 |
| Agdao | 22,382 | 21,781 | 21,243 | 21,478 | 21,565 |
| Buhangin | 57,734 | 59,869 | 60,733 | 62,044 | 62,126 |
| Bunawan | 29,288 | 30,928 | 30,482 | 32,195 | 32,238 |
| Paquibato | 7,601 | 7,854 | 7,962 | 9,475 | 9,475 |
| Baguio | 6,705 | 6,664 | 6,776 | 6,974 | 7,157 |
| Calinan | 18,325 | 18,658 | 18,822 | 18,844 | 19,515 |
| Marilog | 8,502 | 8,904 | 9,222 | 11,049 | 11,049 |
| Toril | 30,001 | 29,583 | 30,733 | 30,060 | 31,447 |
| Tugbok | 20,488 | 24,585 | 24,604 | 25,059 | 25,690 |
| Davao City | 322,408 | 330,100 | 333,589 | 337,829 | 346,531 |

Total Number of Households, 2019 = 355,186

Figure 2.17 Percentage of Households with Access to Safe Drinking Water, 2015-2019

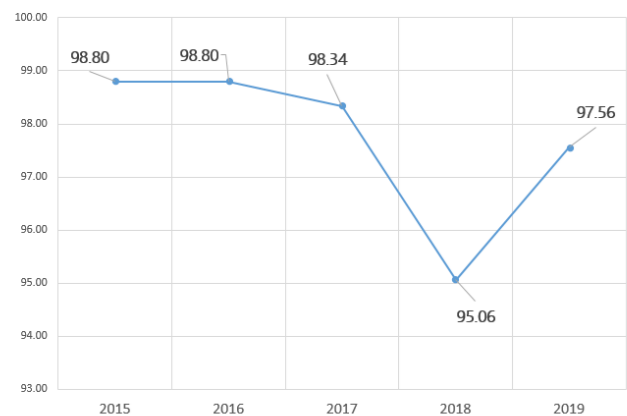
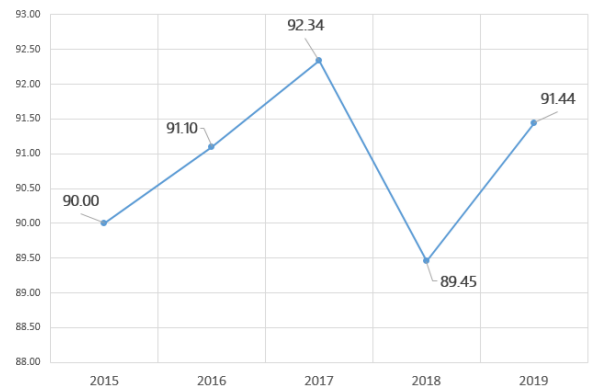


Table 2.28 Number of Households with Access to Sanitary Toilets, by District, 2015-2019

| HHs with access to Sanitary Toilets | | | | | |
|-------------------------------------|----------------|----------------|----------------|----------------|----------------|
| District | 2015 | 2016 | 2017 | 2018 | 2019 |
| Poblacion | 33,883 | 33,944 | 34,827 | 34,576 | 35,418 |
| Talomo | 84,111 | 85,649 | 83,606 | 86,175 | 87,368 |
| Agdao | 20,221 | 19,101 | 20,102 | 19,048 | 19,517 |
| Buhangin | 52,316 | 54,210 | 55,761 | 58,020 | 59,169 |
| Bunawan | 26,225 | 27,792 | 29,008 | 30,318 | 31,093 |
| Paquibato | 6,102 | 6,501 | 6,900 | 6,915 | 7,145 |
| Baguio | 5,442 | 5,900 | 6,132 | 6,145 | 6,269 |
| Calinan | 15,201 | 16,108 | 17,044 | 17,121 | 17,456 |
| Marilog | 6,088 | 7,008 | 8,501 | 7,106 | 7,762 |
| Toril | 25,008 | 27,701 | 28,530 | 29,285 | 29,783 |
| Tugbok | 18,341 | 22,285 | 22,810 | 23,196 | 23,809 |
| Davao City | 292,938 | 304,576 | 313,221 | 317,905 | 324,789 |

Total Number of Households, 2019 = **355,186**

Figure 2.18 Percentage of Households with Access to Sanitary Toilets, 2015-2019



Development and Education

Development Goals for Children-Development Right

By 2030...

Ensure that all girls and boys complete free, equitable and quality primary and secondary education leading to relevant and effective learning outcomes.

- Proportion of children and young people: (a) in grades 2/3; (b) at the end of primary; and (c) at the end of lower secondary achieving at least a minimum proficiency level in (i) reading and (ii) mathematics, by sex

Ensure that all girls and boys have access to quality early childhood development, care and pre-primary education so that they are ready for primary education.

- Proportion of children under 5 years of age who are developmentally on track in health, learning, and psychosocial well-being, by sex.
- Participation rate in organized learning (one year before the official primary entry age), by sex

Ensure equal access for all women and men to affordable and quality technical, vocational and tertiary education, including university

- Participation rate of youth and adults in formal and non formal education and training in the previous 12 months, by sex

Substantially increase the number of youth and adults who have relevant skills, including technical and vocational skills, for employment decent jobs and entrepreneurship.

- Proportion of youth and adults with information and communications technology (ICT) skills, by type of skill.

Eliminate gender disparities in the educational system and ensure equal access to all levels of education and vocational training for the vulnerable, including persons with disabilities, indigenous peoples, and children in vulnerable situations

- Parity indices (female/male, rural/urban, bottom/top wealth quintile and others such as disability status, indigenous peoples and conflict affected, as data become available) for all education indicators on this list that can be disaggregated

Ensure that all youth and a substantial proportion of adults, both men and women, achieve literacy and numeracy.

- Percentage of population in a given age group achieving at least a fixed level of proficiency in functional (a) literacy and (b) numeracy skills, by sex.

Ensure that all learners acquire the knowledge and skills needed to promote sustainable development, including, among others, through education for sustainable development and sustainable lifestyles, human rights, gender equality, promotion of a culture of peace and non-violence, global citizenship, and appreciation of cultural diversity and of culture's contribution to sustainable development.

- Extent to which (i) global citizenship education and (ii) education for sustainable development, including gender equality and human rights, are mainstreamed at all levels in: (a) national education policies, (b) curricula, (c) teacher education and (d) student assessment.

Build and upgrade educational facilities that are child, disability, and gender sensitive and provide safe, non-violent, inclusive, and effective learning environments for all.


- Proportion of schools with access to: (a) electricity; (b) the Internet for pedagogical purposes; (c) computers for pedagogical purposes; (d) adapted infrastructure and materials for students with disabilities; (e) basic drinking water; (f) single sex basic sanitation facilities; and (g) basic hand washing facilities (as per the WASH indicator definitions)

Substantially expand globally the number of scholarships available to developing countries, in particular least developed countries, small island developing States and African countries, for enrolment in higher education, including vocational training and information and communications technology, technical, engineering and scientific programmes, in developed countries and other developing countries.

- Volume of official development assistance flows for scholarships by sector and type of study

Substantially increase the supply of qualified teachers, including through international cooperation for teacher training in developing countries, especially least developed countries and small island developing States.

- Proportion of teachers in: (a) pre-primary; (b) primary; (c) lower secondary; and (d) upper secondary education who have received at least the minimum organized teacher training (e.g. pedagogical training) pre-service or in-service required for teaching at the relevant level in a given country



Early Childhood Care

Table 3.1 Early Childhood Care and Development, 2015-2019

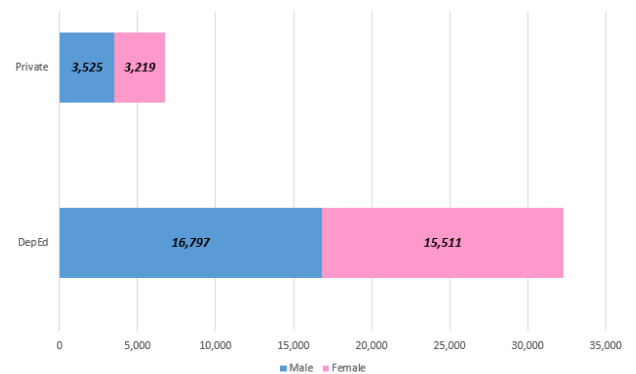
| | 2015 | 2016 | 2017 | 2018 | 2019 |
|--|--------|--------|--------|--------|--------|
| Total Number of Day Care Centers (DCC) | 551 | 552 | 559 | 575 | 575 |
| Day Care Enrollees | 52,913 | 52,417 | 60,849 | 60,991 | 68,322 |
| % Male | 50.15 | 49.18 | 51.49 | 49.00 | 49.00 |
| % Female | 49.85 | 50.82 | 48.51 | 51.00 | 51.00 |
| No. of Day Care Workers (DCWs) | 654 | 654 | 698 | 698 | 698 |
| DCW per Center | 1 | 1 | 1 | 1 | 1 |
| Average Enrollees per Class/Shift per DCC (2 shifts/day) | 81* | 80* | 87* | 87 | 87 |
| | 41** | 40** | 44** | 44 | 44 |

Early Childhood Care and Development focuses on supporting children's development through this vital period 3-5 years old – ensuring they are physically healthy, cognitively stimulated, emotionally resilient and socially competent

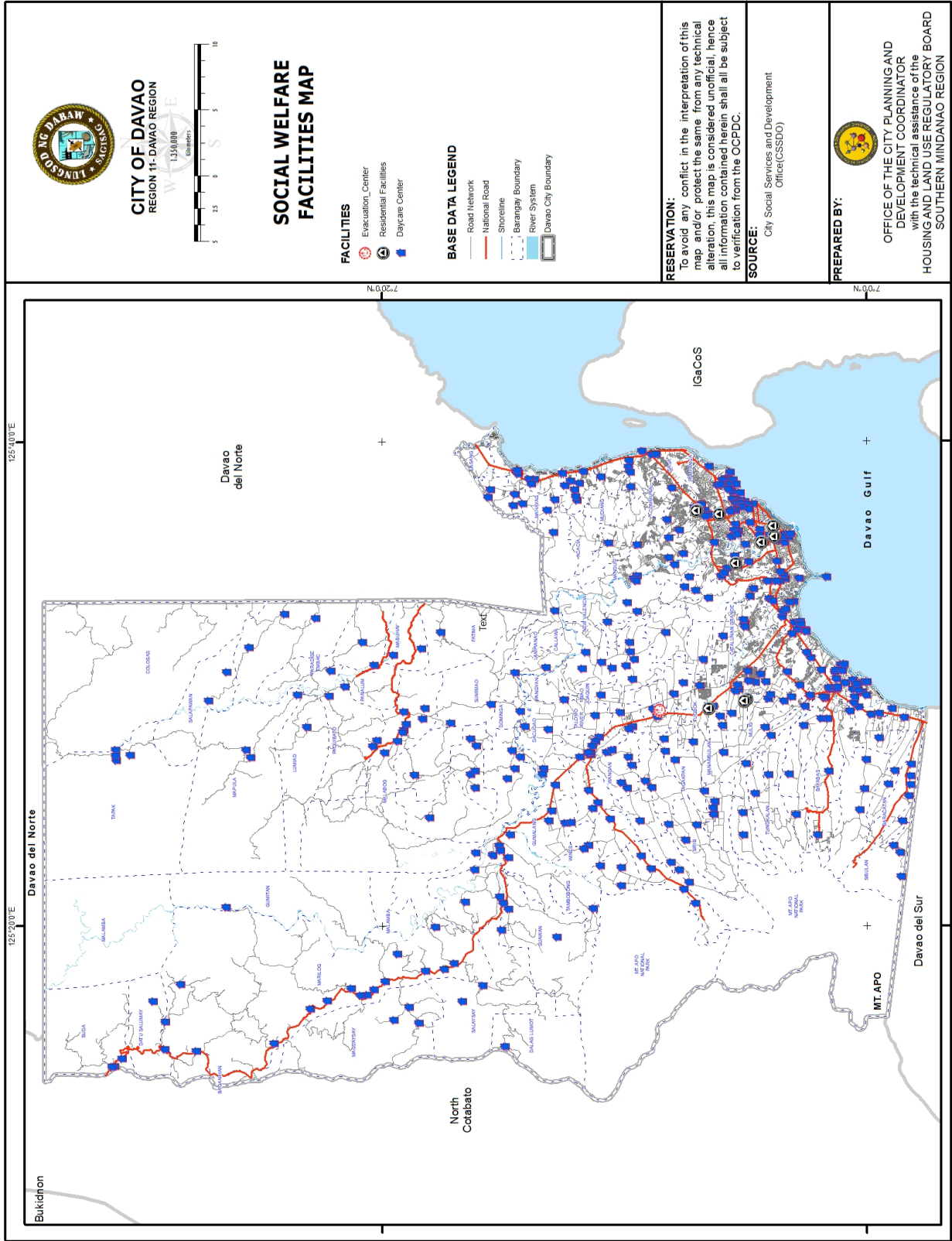
Table 3.2 Enrolment of Pre-School, by Sector, by Level and by Sex, 2015-2019

| DepEd School Based Pre Schools | | | | | |
|--------------------------------|-----------|-----------|-----------|-----------|-----------|
| | 2014-2015 | 2015-2016 | 2016-2017 | 2017-2018 | 2018-2019 |
| Davao City | 31,461 | 31,461 | 22,818 | 32,199 | 32,308 |
| % Male | 52.12 | 52.12 | 53.45 | 51.71 | 51.99 |
| % Female | 47.88 | 47.88 | 46.55 | 48.29 | 48.01 |
| Private | | | | | |
| | 2014-2015 | 2015-2016 | 2016-2017 | 2017-2018 | 2018-2019 |
| Davao City | 8,933 | 8,933 | 4,486 | 5,732 | 6,744 |
| % Male | 51.14 | 51.15 | 51.74 | 52.04 | 52.27 |
| % Female | 48.86 | 48.85 | 48.26 | 47.96 | 47.73 |

Figure 3.1 Number of Enrolment of Pre-School, by Institution, by Sex, 2019



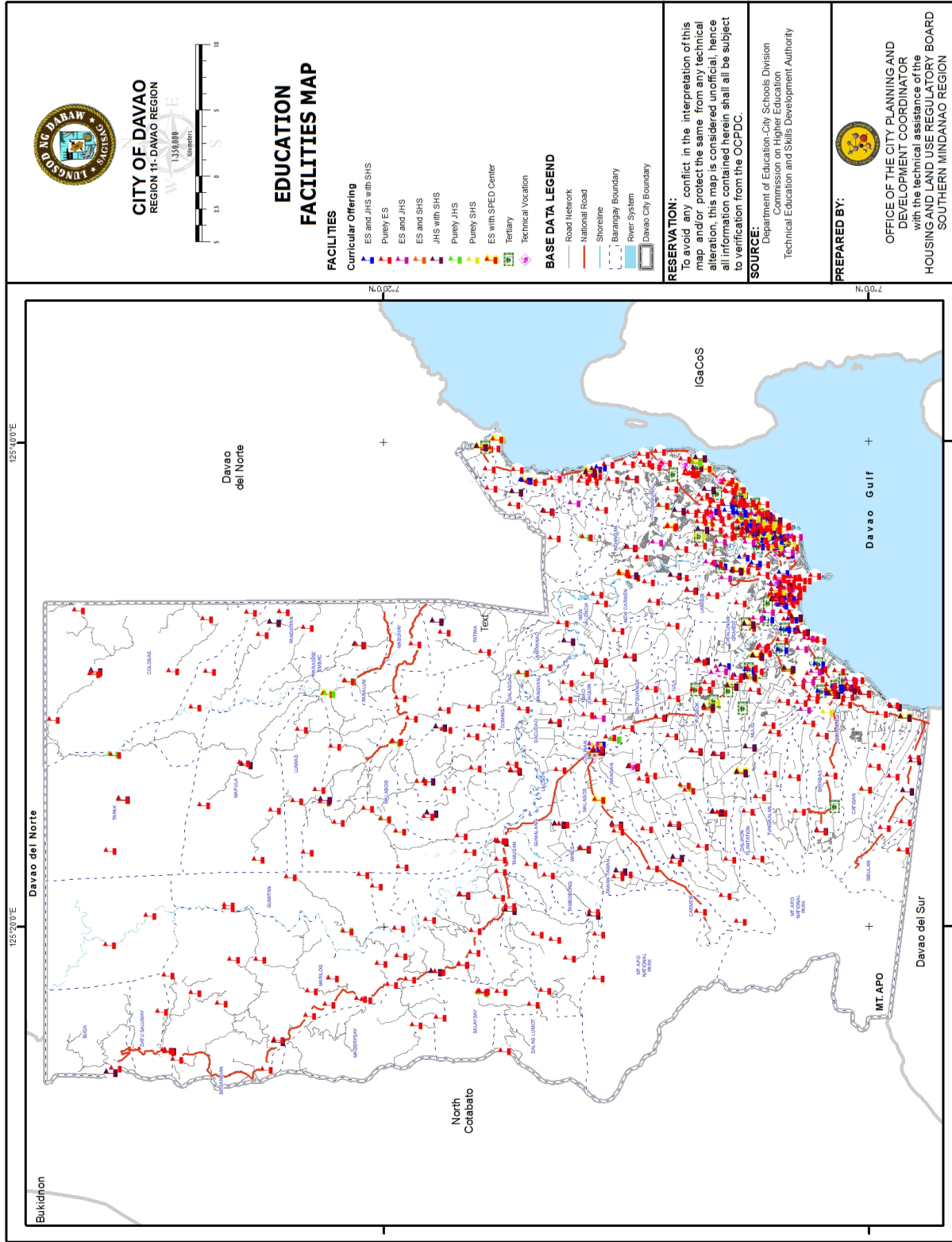
Map 3. Day Care Centers, Davao City, 2018



Public Schools

Map 4. Public Schools, Davao City, 2018

| District Name | Public | Private |
|---------------------|------------|------------|
| District I | | |
| Elementary | 53 | 59 |
| Secondary | 15 | 70 |
| District II | | |
| Elementary | 75 | 45 |
| Secondary | 37 | 28 |
| District III | | |
| Elementary | 146 | 27 |
| Secondary | 51 | 41 |
| Total | 377 | 270 |



Elementary School Enrolment

Table 3.3 Enrolment in Public Elementary Schools by Level and by Sex, 2015-2019

| Level | School Year | | | | |
|-------------------|----------------|----------------|----------------|----------------|----------------|
| | 2014-2015 | 2015-2016 | 2016-2017 | 2017-2018 | 2018-2019 |
| Grade I | 30,069 | 34,838 | 32,071 | 24,380 | 33,379 |
| Male% | 52.64 | 52.64 | 52.28 | 53.62 | 51.68 |
| Female% | 47.36 | 47.36 | 47.72 | 46.38 | 48.32 |
| Grade II | 35,246 | 30,203 | 33,901 | 31,470 | 24,609 |
| Male% | 53.22 | 52.53 | 52.41 | 52.22 | 53.60 |
| Female% | 46.78 | 47.47 | 47.59 | 47.48 | 46.40 |
| Grade III | 37,533 | 34,758 | 30,153 | 33,648 | 31,612 |
| Male% | 52.91 | 52.99 | 52.31 | 52.81 | 52.00 |
| Female% | 47.09 | 47.01 | 47.69 | 47.62 | 48.00 |
| Grade IV | 32,454 | 36,700 | 34,113 | 29,959 | 33,079 |
| Male% | 51.75 | 52.28 | 52.35 | 51.94 | 51.80 |
| Female% | 48.25 | 47.72 | 47.65 | 48.06 | 48.20 |
| Grade V | 30,509 | 31,798 | 36,123 | 33,365 | 29,932 |
| Male% | 50.99 | 50.99 | 51.85 | 51.63 | 51.40 |
| Female% | 49.01 | 49.01 | 48.15 | 48.37 | 48.60 |
| Grade VI | 26,766 | 30,685 | 30,953 | 35,029 | 32,694 |
| Male% | 49.86 | 51.88 | 50.35 | 50.95 | 50.70 |
| Female% | 50.14 | 48.12 | 49.65 | 49.05 | 49.30 |
| Davao City | 192,574 | 197,982 | 197,314 | 187,851 | 185,305 |
| Male | 100,140 | 102,942 | 102,484 | 97,766 | 95,992 |
| Female | 92,434 | 95,040 | 94,830 | 90,085 | 89,313 |

Figure 3.2 Percentage of Enrolment in Public Elementary Schools, by Sex, SY '14-'15 - SY '18-'19

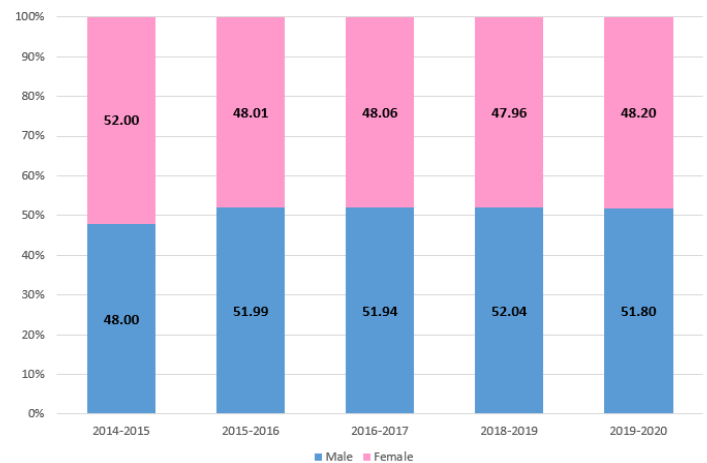
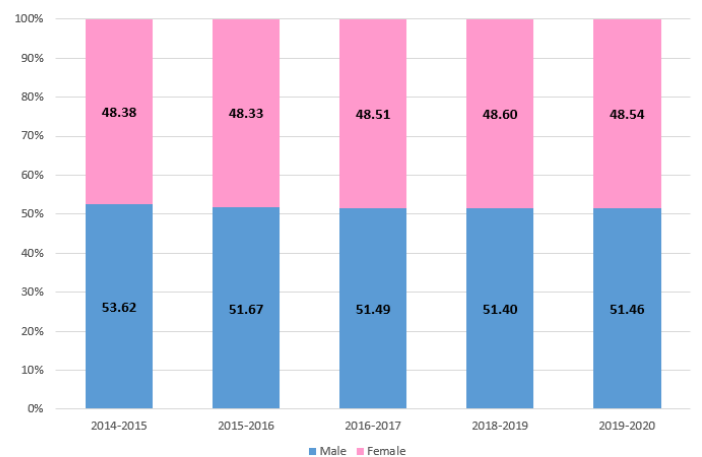


Table 3.4 Enrolment in Private Elementary Schools, by Level and by Sex, 2014-2018

| Level | School Year | | | | |
|-------------------|---------------|---------------|---------------|---------------|---------------|
| | 2014-2015 | 2015-2016 | 2016-2017 | 2017-2018 | 2018-2019 |
| Grade I | 5,423 | 5,623 | 5,448 | 4,795 | 5,693 |
| Male | 50.43 | 51.36 | 51.12 | 51.55 | 52.24 |
| Female | 49.57 | 48.64 | 48.88 | 48.45 | 47.76 |
| Grade II | 5,730 | 5,419 | 5,653 | 5,468 | 4,832 |
| Male | 52.62 | 50.91 | 50.61 | 50.69 | 51.92 |
| Female | 47.38 | 49.09 | 49.39 | 49.31 | 48.08 |
| Grade III | 5,816 | 5,708 | 5,345 | 5,565 | 5,312 |
| Male | 51.22 | 53.12 | 51.04 | 50.87 | 50.73 |
| Female | 48.78 | 46.88 | 48.96 | 49.13 | 49.30 |
| Grade IV | 4,909 | 5,808 | 5,673 | 5,228 | 5,475 |
| Male | 51.90 | 51.48 | 52.60 | 50.77 | 50.39 |
| Female | 48.10 | 48.52 | 47.40 | 49.23 | 49.61 |
| Grade V | 4,523 | 4,997 | 5,660 | 5,567 | 5,097 |
| Male | 51.80 | 52.13 | 51.40 | 52.81 | 50.48 |
| Female | 48.20 | 47.87 | 48.60 | 47.19 | 49.52 |
| Grade VI | 4,459 | 4,676 | 4,901 | 5,648 | 5,525 |
| Male | 51.81 | 50.90 | 52.23 | 51.68 | 52.92 |
| Female | 48.19 | 49.10 | 47.77 | 48.32 | 47.1 |
| Davao City | 30,860 | 32,231 | 32,680 | 32,271 | 31,934 |
| Male | 15,930 | 16,654 | 16,827 | 16,588 | 16,434 |
| Female | 14,930 | 15,577 | 15,853 | 15,683 | 15,500 |

Figure 3.3 Percentage of Enrolment in Private Elementary Schools, by Sex, SY '14-'15 - SY '18-'19



Secondary School Enrolment

Table 3.5 Enrolment in Public Secondary Schools, by Level and by Sex, 2015-2019

| Level | School Year | | | | |
|----------------------------|---------------|---------------|---------------|---------------|----------------|
| | 2014-2015 | 2015-2016 | 2016-2017 | 2017-2018 | 2018-2019 |
| 1st Year | 24,784 | 24,752 | 27,852 | 27,454 | 31,433 |
| Male | 50.70 | 50.04 | 50.11 | 50.66 | 50.98 |
| Female | 49.30 | 49.96 | 49.89 | 49.34 | 49.02 |
| 2nd Year | 22,417 | 23,201 | 23,881 | 25,745 | 31,422 |
| Male | 49.36 | 49.03 | 49.17 | 48.84 | 49.48 |
| Female | 50.64 | 50.97 | 50.83 | 51.16 | 50.52 |
| 3rd Year | 19,610 | 20,693 | 21,576 | 21,895 | 26,708 |
| Male | 48.28 | 47.78 | 47.53 | 47.15 | 48.18 |
| Female | 51.72 | 52.22 | 52.47 | 52.85 | 51.82 |
| 4th Year | 17,416 | 17,491 | 18,727 | 19,664 | 23,032 |
| Male | 47.75 | 46.58 | 46.31 | 46.10 | 45.98 |
| Female | 52.25 | 53.42 | 53.69 | 53.50 | 54.02 |
| Davao City, | 84,227 | 86,137 | 92,036 | 94,758 | 112,595 |
| Male | 41,414 | 41,796 | 44,627 | 45,898 | 55,031 |
| Female | 42,813 | 44,341 | 47,409 | 48,840 | 57,564 |

Figure 3.4 Percentage of Enrolment in Public Secondary Schools, SY '14-'15 - SY '18-'19

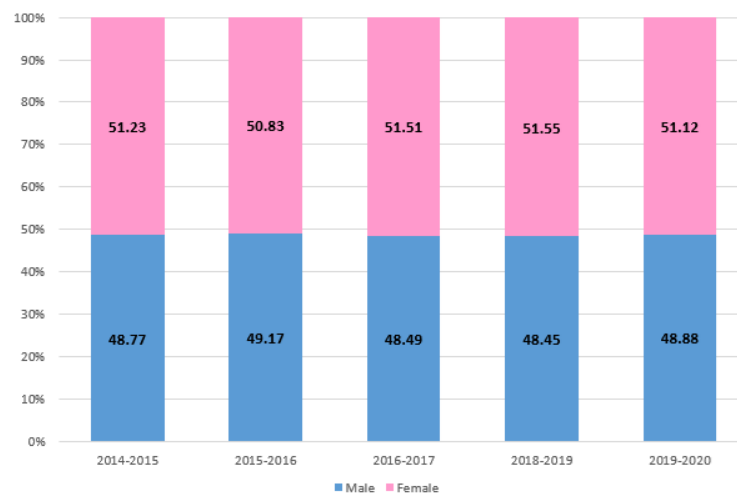


Table 3.6 Enrolment in Private Secondary Schools, by Level and by Sex, 2015-2019

| Level | School Year | | | | |
|----------------------------|---------------|---------------|---------------|---------------|---------------|
| | 2014-2015 | 2015-2016 | 2016-2017 | 2017-2018 | 2018-2019 |
| 1st Year | 6,989 | 6,947 | 7,359 | 7,519 | 7,870 |
| Male | 50.65 | 50.27 | 50.90 | 51.24 | 53.14 |
| Female | 49.35 | 49.73 | 49.10 | 48.76 | 46.86 |
| 2nd Year | 7,196 | 7,529 | 7,161 | 7,477 | 8,340 |
| Male | 49.46 | 50.75 | 50.09 | 51.22 | 51.59 |
| Female | 50.54 | 49.25 | 49.91 | 48.78 | 48.41 |
| 3rd Year | 7,105 | 7,328 | 7,641 | 7,162 | 7,413 |
| Male | 49.16 | 49.10 | 49.80 | 50.40 | 50.40 |
| Female | 50.84 | 50.90 | 50.20 | 49.60 | 49.60 |
| 4th Year | 7,080 | 7,228 | 7,504 | 7,495 | 7,219 |
| Male | 48.28 | 49.64 | 48.72 | 49.72 | 50.08 |
| Female | 51.72 | 50.36 | 51.28 | 50.23 | 49.92 |
| Davao City | 28,370 | 29,032 | 29,665 | 29,653 | 30,842 |
| Male | 14,009 | 14,499 | 14,794 | 15,019 | 15,836 |
| Female | 14,361 | 14,533 | 14,871 | 14,634 | 15,006 |

Figure 3.5 Percentage of Enrolment in Private Secondary Schools, by Sex, SY '14-'15 - SY '18-'19

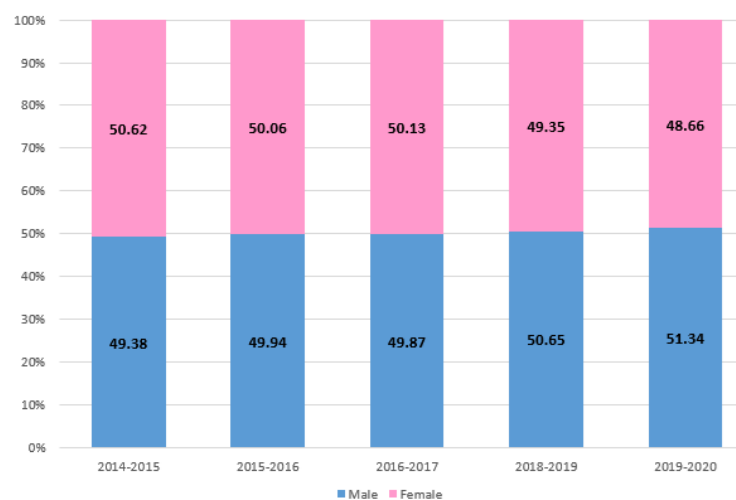
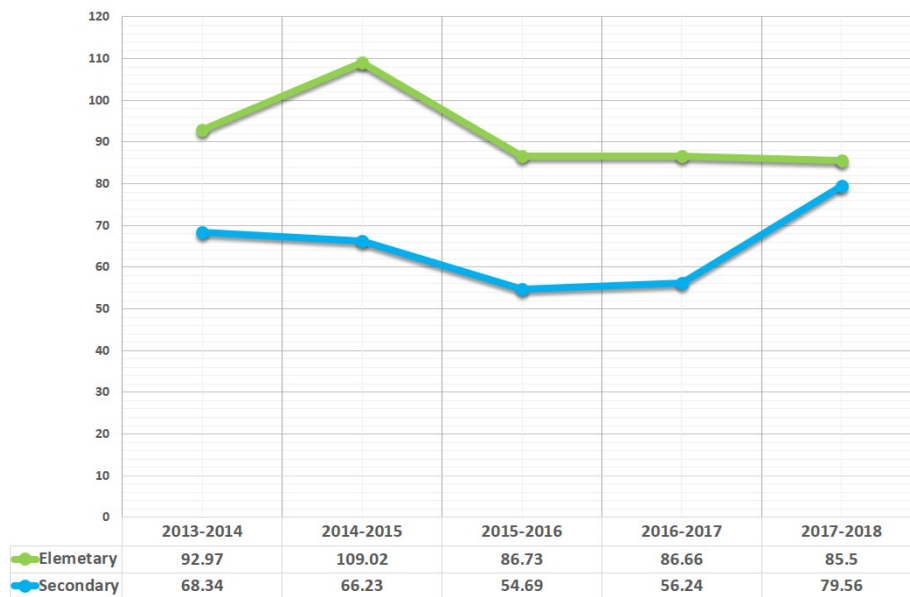


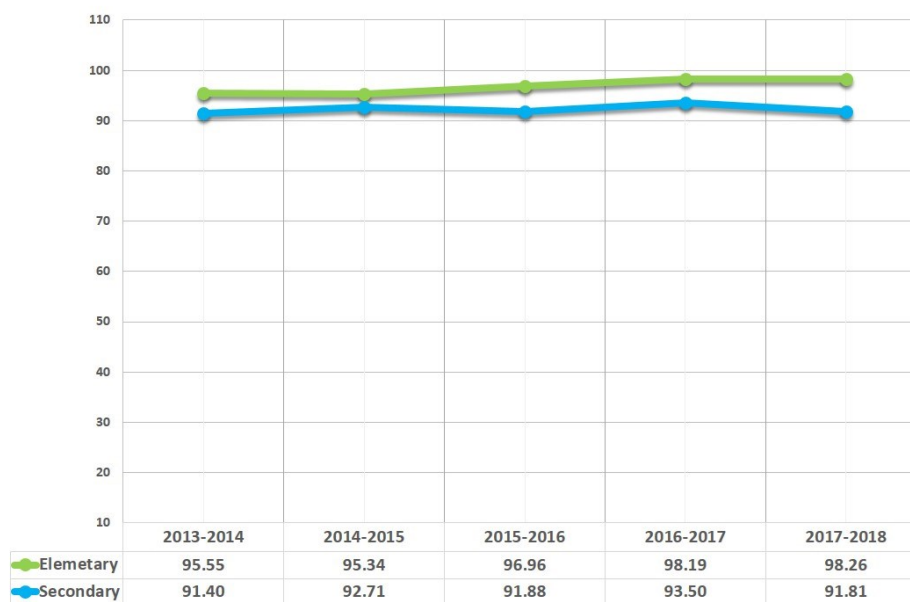
Figure 3.6 Participation Rate of Public Elementary and Secondary Schools, SY 2013-2014 - SY 2017-2018



Participation Rate:

The ratio between the enrolment in the school age range to the total population of that age range.

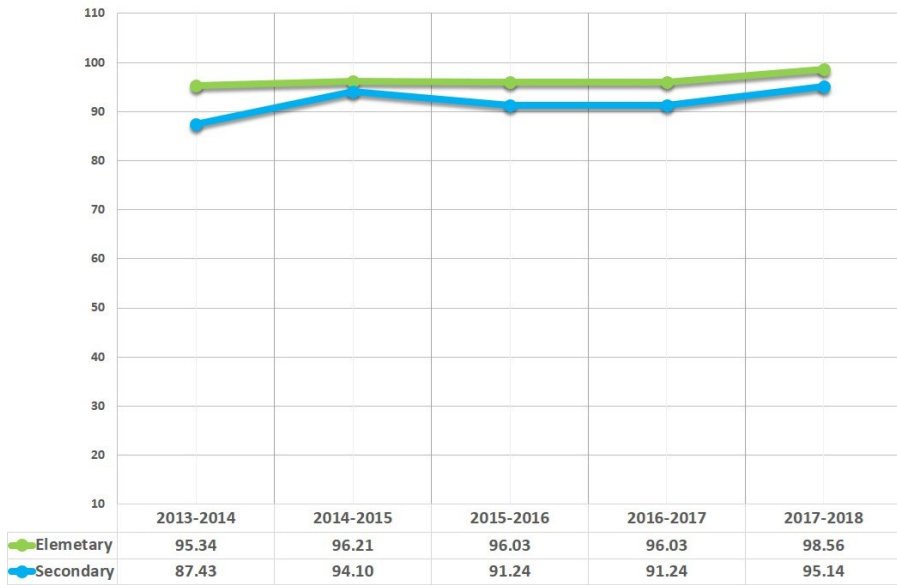
Figure 3.7 Retention Rate of Public Elementary and Secondary Schools, SY 2013-2014 - SY 2017-2018



Retention Rate:

The proportion of enrolment in any school year that continues to be in school the following year.

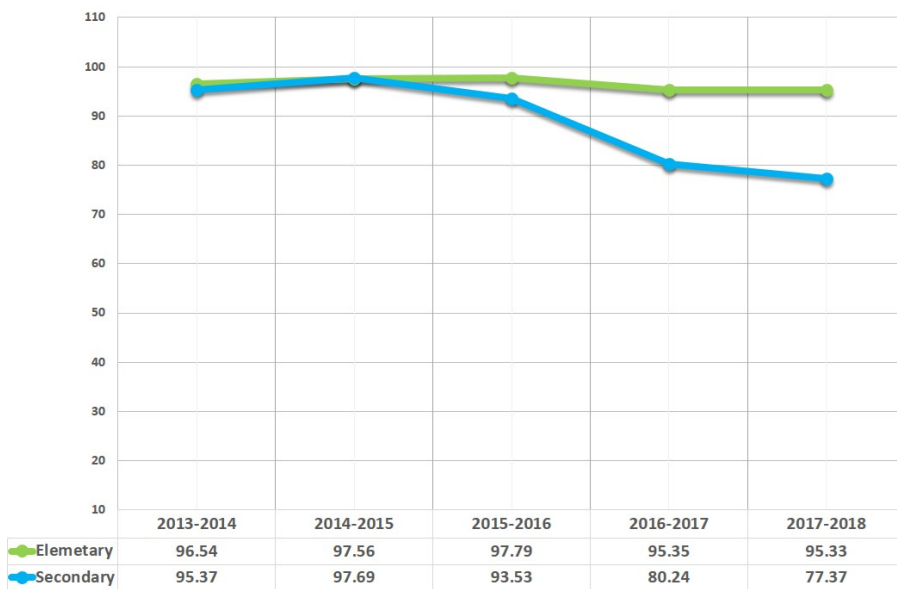
Figure 3.8 Promotion Rate of Public Elementary and Secondary Schools, SY 2013-2014 - SY 2017-2018



Promotion Rate:

The proportion of students promoted to the next grade or year level.

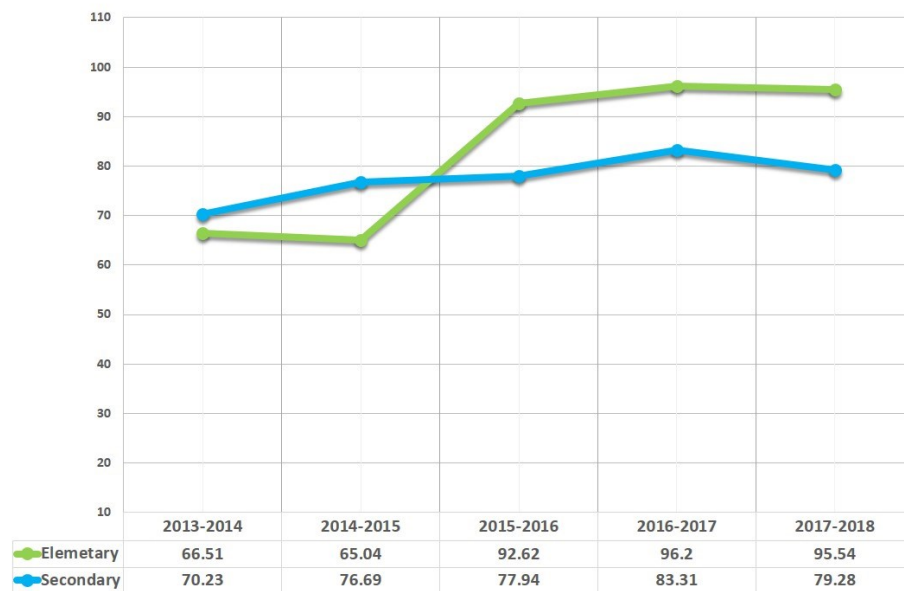
Figure 3.9 Graduation Rate of Public Elementary and Secondary Schools, SY 2013-2014 - SY 2017-2018



Graduation Rate:

The proportion of pupils/ students who completed the academic requirements for elementary/secondary levels in the last grade/year.

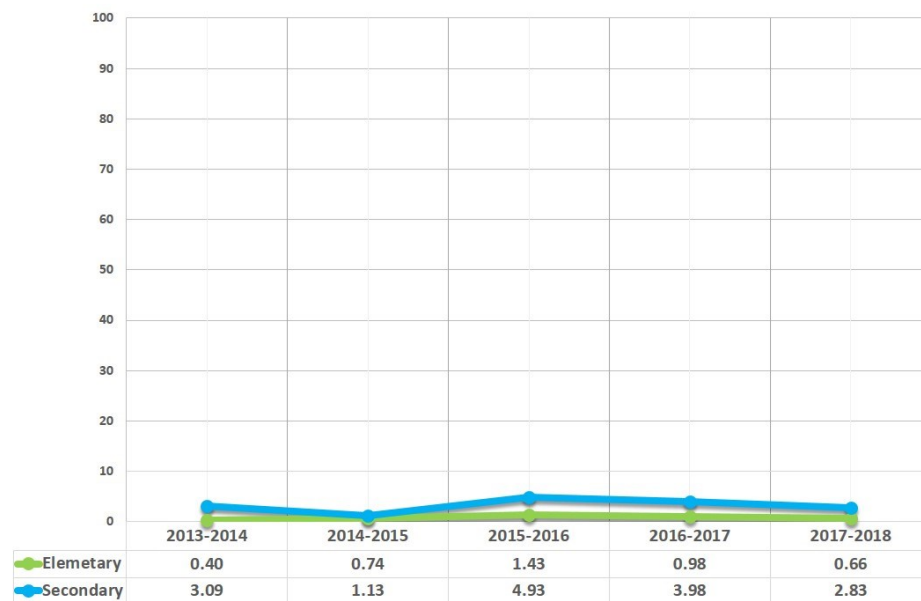
Figure 3.10 Survival Rate of Public Elementary and Secondary Schools, SY 2013-2014 - SY 2017-2018



Survival Rate:

The population of enrollees in the beginning grade or year who reach the final grade or year at the end of the required number of study.

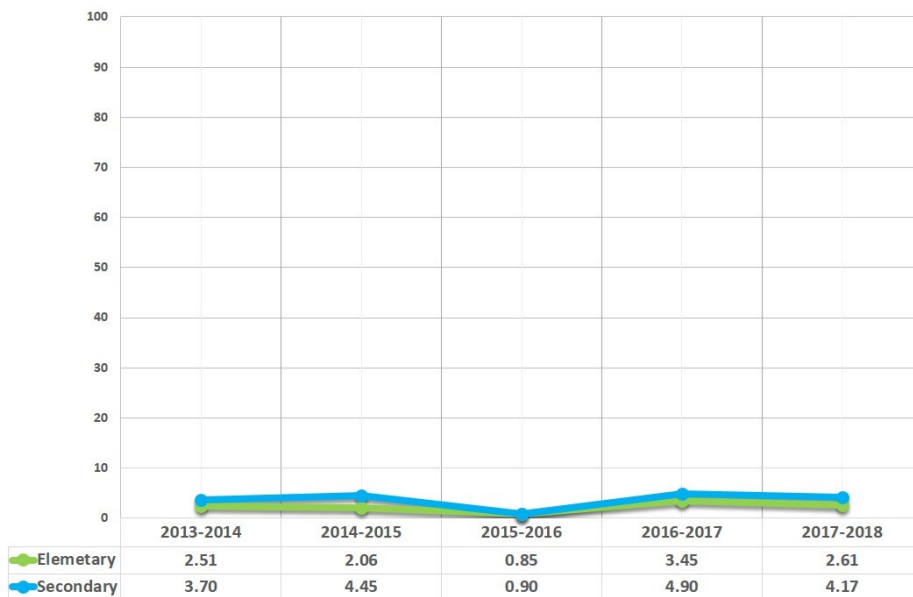
Figure 3.11 Drop-Out Rate of Public Elementary and Secondary Schools, SY 2013-2014 - SY 2017-2018



Drop-out Rate:

The proportion of those who dropped-out from school over the enrolment.

Figure 3.12 Repetition Rate of Public Elementary and Secondary Schools, SY 2013-2014 - SY 2017-2018



Repetition Rate:

The proportion of present repeaters over the total present enrolment.

Source: Department of Education—Division of City Schools, Davao City

Table 3.7 Summary Performance Indicators of Public Elementary and Secondary Levels, SY 2014-2015 - SY 2017-2018

| Elementary | 2014-2015 | 2015-2016 | 2016-2017 | 2017-2018 |
|--------------------|-----------|-----------|-----------|-----------|
| Participation Rate | 84.67 | 86.73 | 86.66 | 85.50 |
| Retention Rate | 95.34 | 96.96 | 98.19 | 98.26 |
| Promotion Rate | 96.21 | 96.03 | 96.03 | 98.56 |
| Graduation Rate | 97.56 | 97.79 | 95.35 | 95.33 |
| Survival Rate | 65.04 | 92.62 | 96.20 | 95.54 |
| Drop-Out Rate | 0.74 | 1.43 | 0.98 | 0.66 |
| Repetition Rate | 2.06 | 0.85 | 3.45 | 2.61 |
| Secondary | 2014-2015 | 2015-2016 | 2016-2017 | 2017-2018 |
| Participation Rate | 66.23 | 54.69 | 56.24 | 79.56 |
| Retention Rate | 92.71 | 91.88 | 93.50 | 91.81 |
| Promotion Rate | 94.10 | 91.24 | 91.24 | 95.14 |
| Graduation Rate | 97.69 | 93.53 | 80.24 | 77.37 |
| Survival Rate | 76.69 | 77.94 | 83.31 | 79.28 |
| Drop-Out Rate | 1.13 | 4.93 | 3.98 | 2.83 |
| Repetition Rate | 4.45 | 0.90 | 4.90 | 4.17 |

Source: Department of Education—Division of City Schools, Davao City

Education of the Girl-Child

Table 3.8 Percentage of Female Participation in Elementary Education, by Level, SY 2014-2015 - SY 2017-2018

| Level | School Year | | | |
|-------------------|---------------|----------------|----------------|---------------|
| | 2014-2015 | 2015-2016 | 2016-2017 | 2017-2018 |
| Grade I | 15.41 | 17.39 | 16.14 | 12.56 |
| Grade II | 17.84 | 15.36 | 17.01 | 16.69 |
| Grade III | 19.12 | 17.19 | 15.16 | 17.79 |
| Grade IV | 16.94 | 18.38 | 17.14 | 15.98 |
| Grade V | 16.17 | 16.25 | 18.34 | 17.91 |
| Grade VI | 14.52 | 15.43 | 16.21 | 19.07 |
| Davao City | 92,434 | 110,617 | 110,683 | 90,085 |

Source: Department of Education—Division of City Schools, Davao City

Table 3.13 Percentage of Female Participation in Elementary Education, by Level, SY 2014-2015 - SY 2017-2018

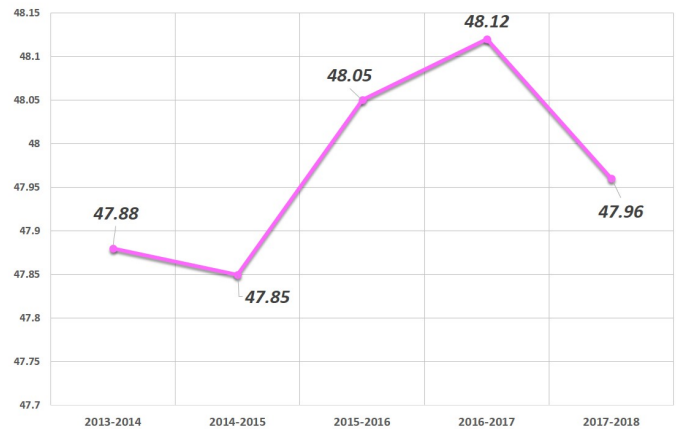
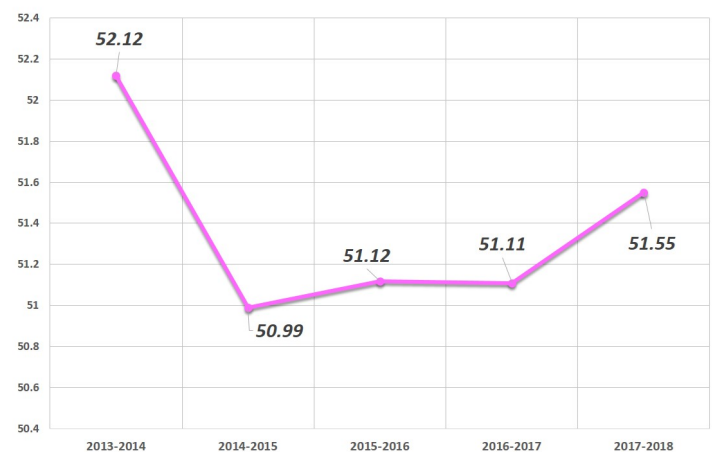


Table 3.9 Percentage of Female Participation in Secondary Education, by Level, SY 2014-2015 - SY 2018-2019

| Level | School Year | | | |
|----------------------|---------------|---------------|---------------|---------------|
| | 2014-2015 | 2015-2016 | 2016-2017 | 2017-2018 |
| 1 st Year | 28.84 | 26.87 | 29.31 | 27.74 |
| 2 nd Year | 26.44 | 26.38 | 25.61 | 26.98 |
| 3 rd Year | 23.58 | 24.69 | 23.88 | 23.57 |
| 4 th Year | 21.14 | 22.05 | 21.20 | 21.71 |
| Davao City | 43,216 | 58,874 | 62,203 | 48,840 |

Source: Department of Education—Division of City Schools, Davao City

Figure 3.14 Percentage of Female Participation in Secondary Education, SY 2013-2014 - SY 2017-2018



Protection of the Child

Name and Nationality

Table 4.1 Registration of Births, 2019

| Type | Number |
|-------------------|---------------|
| Timely | |
| <i>Male</i> | 17,456 |
| <i>Female</i> | 15,930 |
| Late Registration | |
| <i>Male</i> | 4,819 |
| <i>Female</i> | 4,800 |
| Davao City | 43,005 |

Timely Registration is a birth registration defined as registration less than 1 month after birth

Late Registration is a birth registration defined as registration 1 month or more after birth

Source: City Civil Registrar's Office, Davao City

Figure 4.1 Percentage of Timely and Late Registration of Births, by Sex, 2019

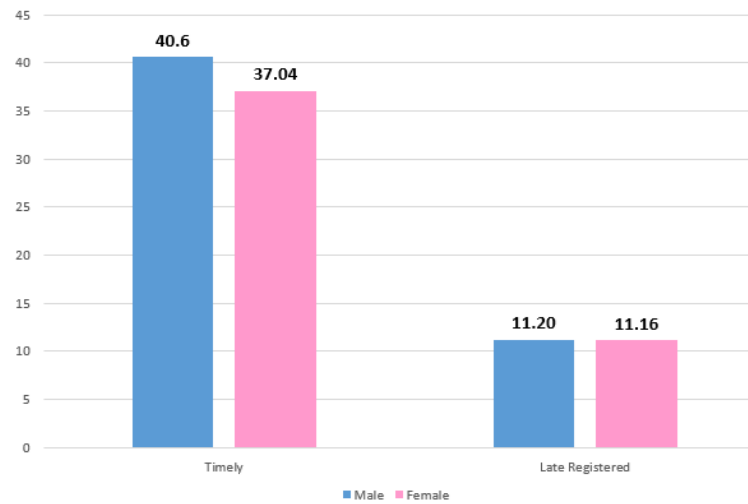


Table 4.2 Registration of Births under Mother's Maiden Name, by Sex, 2019

| Number of Births Registered under Mother's Maiden Name | Number |
|--|--------|
| Male | 13,201 |
| Female | 12,162 |
| Total No. of Registered Births | 43,005 |
| % of Registered Birth under Mother's Name | 59% |

Registration of Birth under Maiden Name is birth registration of children bearing the mother's maiden family name, presumably unmarried and so on

Source: City Civil Registrar's Office, Davao City

Figure 4.2 Percentage of Births Registered under Mother's Maiden Name, by Sex, 2019

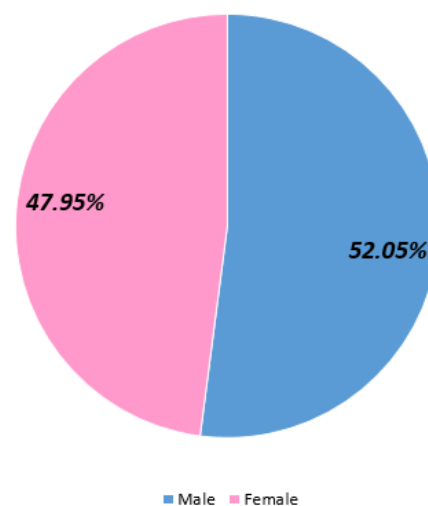
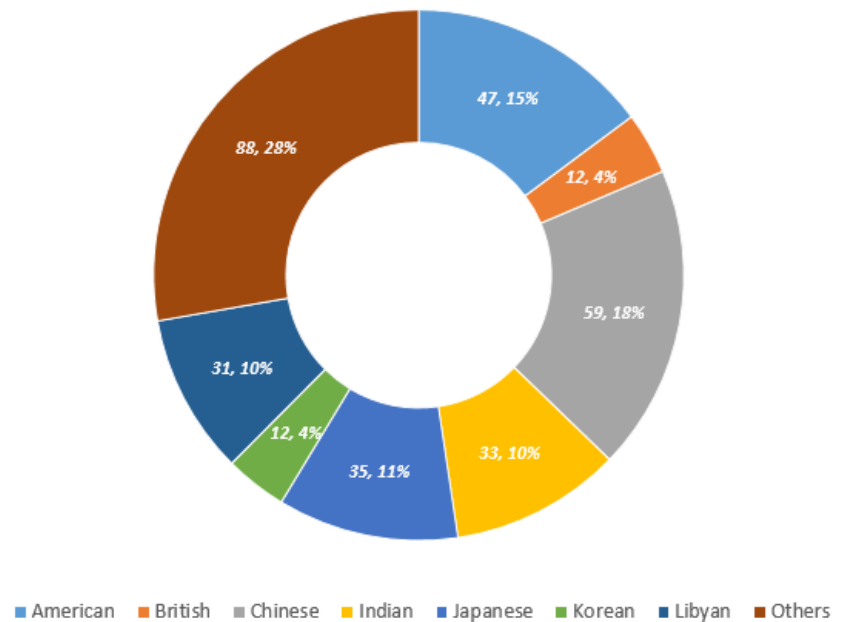


Table 4.3 Births by Transnational Parents, by Nationality, 2019

| Nationality | Male | Female | Total |
|-------------|------|--------|-------|
| African | 4 | 2 | 6 |
| American | 14 | 33 | 47 |
| Arab | 2 | 2 | 4 |
| Australian | 3 | | 3 |
| British | 2 | 10 | 12 |
| Canadian | 3 | 2 | 5 |
| Chilean | 1 | | 1 |
| Chinese | 34 | 25 | 59 |
| Danish | | 1 | 1 |
| Dutch | 3 | 3 | 6 |
| Egyptian | 2 | 2 | 4 |
| Finnish | 2 | 1 | 3 |
| French | 2 | 4 | 6 |
| German | | 5 | 5 |
| Indian | 20 | 13 | 33 |
| Indonesian | 2 | 1 | 3 |
| Irish | 1 | | 1 |
| Italian | | 1 | 1 |
| Japanese | 15 | 20 | 35 |
| Jordanian | 1 | | 1 |
| Korean | 7 | 5 | 12 |
| Libyan | 15 | 16 | 31 |
| Malaysian | | 2 | 2 |
| Nepali | 1 | 1 | 2 |
| Nigerian | 1 | 2 | 3 |
| Norwegian | 5 | | 5 |
| Omani | 2 | | 2 |
| Palistani | 3 | 3 | 6 |
| Peru | 1 | | 1 |
| Romanian | | 1 | 1 |
| Russian | 1 | 1 | 2 |
| Singaporean | 1 | 1 | 2 |
| Sri Lankan | 2 | 1 | 3 |
| Swedish | | 1 | 1 |
| Syrian | 2 | 1 | 3 |
| Taiwanese | 1 | 1 | 2 |
| Turk | 1 | | 1 |
| Ukrainian | 1 | | 1 |
| Vietnamese | 1 | | 1 |
| Total | 156 | 161 | 317 |

Figure 4.3 Percent Distribution of Births by Transnational Parents, by Nationality, 2019



Source: City Civil Registrar's Office, Davao City

Physical Abuse

Table 4.4 Physically Abused Children, Reported and Assisted by Agency, by Sex, 2019

| Agency | Reported | | |
|--------------|------------|------------|------------|
| | M | F | T |
| CSSDO | 18 | 14 | 32 |
| SPMC-WCPU | 116 | 89 | 205 |
| Total | 134 | 103 | 237 |

Physical Abuse is a non-accidental injury to a child that may include severe beatings, burns, strangulation, or human bites.

Reported Cases of Physically Abused Children are cases of a child abuse brought to the attention of line agencies either by phone, letter or personal appearance by the parents or relatives of the victim, concerned citizens or victims themselves.

Referred Cases on Physically Abused Children are reported cases of a child abuse referred to other partner agencies for more appropriate intervention.

Verbal Abuse

Table 4.5 Verbally Abused Children, Reported and Assisted by Agency, by Sex, 2019

| Agency | Reported | | |
|--------------|-----------|------------|------------|
| | M | F | T |
| CSSDO | 11 | 9 | 20 |
| SPMC-WCPU | 57 | 102 | 159 |
| Total | 68 | 111 | 179 |

Filed Cases Against Physically Abused Children are reported cases of child abuse that are

docketed for hearing and resolution.

Sexual Abuse

Table 4.6 Sexually Abused Children, by Assisting Agency, by Sex, 2019

| Agency | Reported | | |
|--------------|-----------|------------|------------|
| | M | F | T |
| CSSDO | 10 | 47 | 57 |
| PNP-WCPU | 11 | 184 | 195 |
| Total | 21 | 231 | 252 |

Sexual Abuse is a physical or psychological abuse that involves sexual behavior. Most forms of sexual abuse are crimes in most countries.

Child Labor

Table 4.7 Child Labor Cases Reported and Provided/Served with Appropriate Services, by Sex, 2019

| Agency | Reported | | |
|--------|----------|---|---|
| | M | F | T |
| CSSDO | 2 | 1 | 3 |

Rescued Children

Table 4.8 Abandoned Children Reported and Assisted by Agency , 2019

| Agency | Reported | | |
|--------|----------|---|---|
| | M | F | T |
| CSSDO | | | |

Neglected Children

Table 4.9 Neglected Children Reported and Assisted, by Agency, by sex, 2019

| Agency | Reported | | |
|--------|----------|----|----|
| | M | F | T |
| CSSDO | 24 | 15 | 39 |

Victims of Bullying

Table 4.10 Children Victim of Bullying Reported and Given Assistance, (physical/gender-based/cyber bullying/retaliation), by sex, 2019

| Agency | Reported | | |
|--------|----------|---|---|
| | M | F | T |
| CSSDO | 1 | 1 | 2 |

Victims of Trafficking

Table 4.11 Children Victim of Trafficking, Reported and Assisted, by Agency by sex, 2019

| Agency | Reported | | |
|--------|----------|----|----|
| | M | F | T |
| CSSDO | 2 | 16 | 18 |
| PNP | | | |

Educational Assistance

Table 4.12 Number of Children Provided with Educational Assistance, 2019

| Type of Crime | Reported | | |
|---------------|--------------|--------------|--------------|
| | M | F | T |
| CSSDO | 928 | 1,277 | 2,205 |
| STEP (EBSU) | 585 | 1,186 | 1,771 |
| Total | 1,513 | 2,463 | 3,979 |

Children in Conflict with Law (CICL)

Table 4.13 Number of Children in Conflict with Law, by Sex, 2019

| Type of Crime | Reported | | |
|-------------------------------|-----------|----------|-----------|
| | M | F | T |
| Crime Against Persons | 30 | 0 | 30 |
| Crime Against Property | 32 | 4 | 36 |
| Crime Against Moral and Order | 5 | 0 | 5 |
| Crime Against Chastity | 4 | 0 | 4 |
| Total | 71 | 4 | 75 |

Sources: Philippine National Police-Women and Children Protection Desk

Table 4.14 Crimes Committed Against Special Laws (CICL), by Sex, 2019

| Type of Crime | Reported | | |
|---|-----------|----------|-----------|
| | M | F | T |
| Comprehensive Dangerous Drugs Act/ Dangerous Drugs Act | 21 | 7 | 28 |
| Concealment of Deadly Weapons | 3 | 0 | 3 |
| Illegal Possession of Fire Arms | 0 | 0 | 0 |
| Illegal Possession of Deadly Weapons | 3 | 0 | 3 |
| Fire Cracker Ban | 0 | 0 | 0 |
| Total | 27 | 7 | 34 |

Sources: Philippine National Police-Women and Children Protection Desk (PNP-WCPD)

Table 4.15 Crimes Committed by Children at Risk (CAR), 2019

| Type of Crime | Reported | | |
|--|----------|----------|----------|
| | M | F | T |
| Comprehensive Dangerous Drugs Act (RA9165) | 0 | 0 | 0 |
| Concealment of Deadly Weapons | 0 | 0 | 0 |
| Illegal Possession of Fire Arms | 0 | 0 | 0 |
| Illegal Possession of Deadly Weapons | 0 | 0 | 0 |
| Fire Cracker Ban | 0 | 0 | 0 |
| Possession of Minors of Volatile Substance PD 1619 | 0 | 0 | 0 |
| Alarm and Scandal | 0 | 0 | 0 |
| Vagrancy/Curfew | 0 | 0 | 0 |
| Total | 0 | 0 | 0 |

Sources: Philippine National Police-Women and Children's Protection Desk (PNP-WCPD-DCPO)

Table 4.16 Number of Minors Travelling Alone, by Sex, 2019

| Agency | Reported | | |
|---|----------|-----|-------|
| | M | F | T |
| Issuance of Minors Travelling Alone (MTA) | 613 | 542 | 1,155 |

Source: City Social Services and Development Office, Davao City

BCPC






Table 4.17 List of Functional Barangay Council for the Protection of Children, by District, 2019

| District | Number of Barangays | Level of Functionality* | | | |
|--------------|---------------------|-------------------------|------------|-------------|----------|
| | | Ideal | Mature | Progressive | Basic |
| Poblacion | 40 | 1 | 31 | 8 | |
| Talomo | 14 | 4 | 10 | | |
| Agdao | 11 | 8 | 3 | | |
| Buhangin | 13 | 8 | 2 | 2 | |
| Bunawan | 9 | 3 | 4 | | 2 |
| Paquibato | 13 | 13 | | | 1 |
| Baguio | 8 | 2 | 6 | | |
| Calinan | 19 | 3 | 10 | 6 | |
| Marilog | 12 | 2 | 10 | | |
| Toril | 25 | 5 | 20 | | |
| Tugbok | 18 | 3 | 13 | 2 | |
| Total | 182 | 52 | 109 | 18 | 3 |

Source: City DILG Operations Office

Child - Focused Centers

Table 4.18 Number of Child-Focused Centers/Institutions, as of 2019

| | |
|---|--|
| City Social Services and Development Office |  |
| Department of Social Welfare and Development |  |
| Southern Philippines Medical Center |  |
| NGOs Accredited with DSWD |  |
| NGOs Registered, Licensed and Accredited (DSWD) |  |

VAWC Cases

Table 5.1 VAWC Cases Reported to City Mayor's Office, by Type of Cases, 2014-2018

| Nature of Cases | 2015 | 2016 | 2017 | 2018 | 2019 |
|-------------------------------|--------------|--------------|--------------|--------------|--------------|
| 1. Physical Abuse | 246 | 269 | 324 | 474 | 377 |
| 2. Economic Abuse | 857 | 901 | 964 | 1,223 | 1,402 |
| 3. Marital Infidelity | - | - | - | - | - |
| 4. Threat | - | - | - | - | - |
| 5. Abandonment | - | - | - | - | - |
| 6. Psychological Abuse | 386 | 477 | 519 | 777 | 721 |
| 7. Acts of Lasciviousness | - | - | - | 1 | 1 |
| 8. Rape | 10 | 7 | 5 | 10 | 3 |
| 9. Sexual Abuse | 25 | 21 | 27 | 21 | 40 |
| 10. Verbal Abuse | - | - | - | - | - |
| 11. Sexual Harassment | - | 2 | - | - | 1 |
| Other Cases | | | | | |
| 1. Child Custody | 27 | 25 | 41 | 36 | 38 |
| 2. Child Abuse | 1 | 4 | 16 | 11 | 6 |
| 3. Legal Advice | - | - | - | - | - |
| 4. Separation of Properties | 11 | 9 | 7 | 19 | 7 |
| 5. Severe Alcoholism | - | - | - | - | - |
| 6. Visitation Rights | - | - | 1 | 3 | 2 |
| 7. Photo and video voyeurism | - | - | 1 | 1 | 3 |
| 8. Annulment | - | - | 8 | 7 | 3 |
| 9. Sharia Court-Divorce | - | - | 1 | 1 | - |
| 10. Transportation Assistance | - | - | 1 | - | 1 |
| 11. Adultery | - | - | 2 | 1 | - |
| 12. Unjust vexation | - | - | 1 | - | - |
| 13. Labor | - | - | 1 | 1 | 1 |
| 14. Physical Injury | - | - | 1 | 1 | 1 |
| 15. Debts | - | - | - | 3 | - |
| 16. Legal Separation | - | - | - | 2 | 4 |
| 17. Public Humiliation | - | - | - | 1 | - |
| 18. arson | - | - | - | 1 | - |
| 19. OFW Death Claim | - | - | - | 1 | - |
| 20. cyber Crime | - | - | - | 2 | 2 |
| 21. Cut of Scholarship | - | - | - | 1 | - |
| 22. Food Assistance | - | - | - | 1 | - |
| 23. Relatives Conflict | - | - | - | 1 | - |
| 24. Kidnapping | - | - | - | 2 | - |
| 25. Concubinage | - | - | - | 2 | 3 |
| 26. Qualified Seduction | - | - | - | 2 | 1 |
| 27. Bigamy | - | - | - | - | 1 |
| 28. Heirs | - | - | - | - | 1 |
| 29. DNA Test | - | - | - | - | 1 |
| TOTAL | 1,671 | 1,715 | 1,920 | 2,559 | 2,620 |

Source: Integrated Gender Development Division—City Mayor's Office, Davao City

Table 5.2 Age Range of Clients and Respondents, 2018

| AGE | CLIENT | RESPONDENT | TOTAL |
|----------------|--------|------------|-------|
| 0-17 | 14 | 2 | 16 |
| 18-35 | 997 | 835 | 1832 |
| 36-64 | 579 | 684 | 1263 |
| 65-UP | 8 | 17 | 25 |
| No Information | 5 | 19 | 24 |

Source: Integrated Gender Development Division—City Mayor's Office, Davao City

Figure 5.1 Percentage Distribution of Age Range of Clients and Respondents, 2019



Source: Integrated Gender Development Division—City Mayor's Office, Davao City

Table 5.3 Location of Respondents and Clients, 2019, Davao City

| Location | Client | Respondent | Total |
|------------------------|--------|------------|-------|
| Outside Davao City | 119 | 331 | 450 |
| No Information | 8 | 132 | 140 |
| Davao City Area | | | |
| Political Districts | Client | Respondent | Total |
| Poblacion Dist. | 215 | 166 | 381 |
| Talomo Dist. | 475 | 331 | 806 |
| Agdao Dist. | 118 | 93 | 211 |
| Buhangin Dist. | 268 | 222 | 490 |
| Bunawan Dist. | 118 | 93 | 211 |
| Paquibato Dist. | 5 | 4 | 9 |
| Baguio Dist. | 25 | 11 | 36 |
| Calinan Dist. | 50 | 44 | 94 |
| Marilog Dist. | 16 | 18 | 34 |
| Toril Dist. | 98 | 82 | 180 |
| Tugbok Dist. | 88 | 76 | 164 |

Table 5.4 Occupations of Respondents and Clients, 2019, Davao City

| OCCUPATION | CLIENT | RESPONDENT | TOTAL |
|------------------------|--------|------------|-------|
| Homemaker (Unemployed) | 654 | 87 | 741 |
| Student | 40 | 15 | 55 |
| Self-employed | 202 | 251 | 453 |
| Private Employee | 529 | 764 | 1,293 |
| Government Employee | 77 | 132 | 209 |
| OFW | 87 | 211 | 298 |
| Retired Employee | 1 | 16 | 17 |
| Pensioner | 1 | 3 | 4 |
| No Information | 12 | 124 | 136 |

Source: Integrated Gender Development Division—City Mayor's Office, Davao City

Women's Participation in Politics and Governance

Table 6.1 Sixteenth Sangguniang Panlungsod Officials, by Position, by Sex, 2018

| Position | Total | Number | |
|--|-----------|-----------|-----------|
| | | F | M |
| Vice Mayor | 1 | | 1 |
| Councilors: | | | |
| 1st District | 8 | 5 | 3 |
| 2nd District | 8 | 2 | 6 |
| 3rd District | 8 | 3 | 5 |
| Sectoral Representatives: | | | |
| Association of Barangay Captains | 1 | 1 | |
| Indigenous Peoples' Mandatory Representative | | | |
| Total | 27 | 11 | 15 |

Source: Integrated Gender Development Division-City Mayor's Office, Davao City

Table 6.2 Department Heads/Chiefs of Offices, by Sex, 2018

| Total | Percentage | |
|-------|------------|------|
| | Female | Male |
| 14 | 8 | 6 |

Source: Integrated Gender Development Division-City Mayor's Office, Davao City

Table 6.3 Barangay Captains, by District, by Sex, 2018

| District | Total | % Distribution | |
|--------------|------------|----------------|------------|
| | | F | M |
| District 1 | 54 | 11 | 43 |
| District 2 | 46 | 5 | 41 |
| District 3 | 82 | 15 | 67 |
| TOTAL | 182 | 31 | 151 |

Source: Integrated Gender Development Division-City Mayor's Office, Davao City

Table 6.4 Barangay Kagawad, by District, by Sex, 2018

| District | Total | % Distribution | |
|--------------|--------------|----------------|--------------|
| | | F | M |
| District 1 | 374 | 32.62 | 67.38 |
| District 2 | 320 | 25.00 | 75.00 |
| District 3 | 574 | 27.70 | 72.30 |
| TOTAL | 1,268 | 28.47 | 71.53 |

Table 6.5 Barangay Secretaries, by District, by Sex, 2018

| District | Total | % Distribution | |
|--------------|------------|----------------|--------------|
| | | F | M |
| District 1 | 54 | 74.07 | 25.93 |
| District 2 | 46 | 73.91 | 26.09 |
| District 3 | 82 | 73.17 | 26.83 |
| TOTAL | 182 | 73.62 | 26.38 |

Table 6.6 Barangay Treasurers, by District, by Sex, 2018

| District | Total | % Distribution | |
|--------------|------------|----------------|--------------|
| | | F | M |
| District 1 | 54 | 83.33 | 16.67 |
| District 2 | 46 | 67.39 | 32.60 |
| District 3 | 82 | 74.40 | 25.60 |
| TOTAL | 182 | 75.28 | 24.72 |

Table 6.7 Barangay Functionaries Involved in Women Protection, by District, 2019

| District | Barangay Council of Women (BCW) | Violence Against Women (VAW) Desk | GAD Focal Persons |
|-------------------|---------------------------------|-----------------------------------|-------------------|
| Poblacion | 40 | 40 | 40 |
| Talomo | 14 | 14 | 14 |
| Agdao | 11 | 11 | 11 |
| Buhangin | 13 | 13 | 13 |
| Bunawan | 9 | 9 | 9 |
| Paquibato | 13 | 13 | 13 |
| Baguio | 8 | 8 | 8 |
| Calinan | 19 | 19 | 19 |
| Marilog | 12 | 12 | 12 |
| Toril | 25 | 25 | 25 |
| Tugbok | 18 | 18 | 18 |
| Davao City | 182 | 182 | 182 |

Laws and Issuances

Presidential Decree No. 603

The Child and Youth Welfare Code

Presidential Decree No. 148

“Amending further certain sections of Republic Act Number Six Hundred Seventy-Nine as Amended, commonly known as the Woman and Child Labor Law”

Republic Act No. 10028

An act expanding the promotion of breastfeeding, amending for the purpose Republic Act no. 7600, otherwise known as “an act providing incentives to all government and private health institutions with rooming-in and breastfeeding practices and for other purposes”

Republic Act No. 9523

An act requiring certification of the Department of Social Welfare and Development (DSWD) to declare a “child legally available for adoption” as a prerequisite for adoption proceedings, amending for this purpose certain provisions of republic act no. 8552, otherwise known as the domestic adoption Act of 2009.

Republic Act No. 9547

An act strengthening and expanding the coverage of the special program for employment of students, amending for the purpose provisions of R.A. no. 7323, otherwise known as the special Program for Employment of Students

Republic Act No. 9710

An act providing for the Magna Carta of Women. Act of 2009

Republic Act No. 9775

An act defining the crime of child pornography penalties therefore and for other purposes.

Republic Act No. 9262

“An act defining violence against women and their children, providing for protective measures for victims, prescribing penalties therefore, and for other purposes”

Republic Act No. 9208

“An Act to institute policies to eliminate trafficking in persons especially women and children, establishing the necessary institutional mechanisms for the protection and support of trafficked persons, providing penalties for its violations, and for other purposes”

Republic Act No. 9858

An Act providing for the legitimization of children born to parents below marrying age, amending for the purpose of the Family Code of the Philippines, as amended

Republic Act No. 9851

An act defining and penalizing crimes against international humanitarian law, genocide and other crimes against humanity, organizing jurisdiction, designating special courts, and for related purposes.

Republic Act No. 8980

“An Act promulgating a comprehensive policy and a national system for Early Childhood Care and Development (ECCD), providing funds therefore and for other purposes”

Republic Act No. 8972

“An Act providing for benefits and privileges to solo parents and their children, appropriating funds therefore and for other purposes”

Republic Act No. 8552

“An Act establishing the Rules and Policies on the domestic adoption of Filipino children and for other purposes”

Republic Act No. 8370

“Children’s Television Act of 1997”

Republic Act No. 8369

“An Act Establishing Family Courts, granting them exclusive original Jurisdiction over Child and Family Cases, amending Batas Pambansa Bilang 129, as amended, otherwise known as the Judiciary Reorganization Act of 1980, Appropriating Funds therefore and for other purposes”

Republic Act No. 8296

“An Act declaring every seconds Sunday of December as the National Children’s Broadcasting Day”

Republic Act No. 8043

“An Act establishing the Rules of Govern Inter-Country Adoption of Filipino children, and for other purposes”

Republic Act No. 7658

“An Act prohibiting the employment of children below 15 years of age in public and private undertakings amending for its purpose Section 12, Article V111 of R.A. 7610”

Republic Act No. 7600

“An Act Providing Incentives to all Government and Private Health Institutions with Rooming-In and Breastfeeding Practices and for other Purposes”

Republic Act No. 7610 Child Abuse Act

An Act providing for Stronger Deterrence and Special Protection Against Child Abuse, Exploitation and Discrimination, Providing penalties for its violation, and for other purposes.

Republic Act No. 7323

“An Act to help poor but deserving students to pursue their education by encouraging their employment during summer and/ or Christmas vacations, through incentives granted to employees, allowing them to pay only sixty per centum of their salaries or wages and the forty per centum though education voucher to be paid by the government, prohibiting and penalizing the filing of fraudulent or fictitious claims, and for other purposes”

Republic Act No. 6972

“An Act establishing a Day Care Center in every Barangay, Instituting therein a total development and protection of children program, appropriating funds therefore, and for other purpose”

Republic Act No. 6655

“An Act establishing and providing for a free public secondary education”

Republic Act No. 3815

“An Act Revising the Penal Code and other Penal Laws”

Republic Act No. 2714

“An Act establish in the Department of Labor and Bureau to be known as Women and Minors Bureau”

Republic Act No. 679

“An Act to Regulate the Employment of Women and Children, to provide penalties for violation and hereof, and for other purposes”

Republic Act No. 10398

An Act Declaring November 25 Of Every Year As National Consciousness Day For The Elimination Of Violence Against Women And Children

Republic Act No. 10354

An Act Providing For A National Policy On Responsible Parenthood And Reproductive Health

Republic Act No. 10028

An Act Expanding The Promotion Of Breastfeeding, Amending For The Purpose Republic Act No. 7600, Otherwise Known As “An Act Providing Incentives To All Government And Private Health Institutions With Rooming-In And Breastfeeding Practices, And For Other Purposes.

Republic Act No. 9710

An Act Providing For The Magna Carta Of Women

Proclamation No. 46

“Reaffirming the Commitment to the Universal Child and Mother Immunization Goal by Launching the Polio Eradication Project”

Proclamation No. 74

“Declaring the 17th day of October of every year as National Children’s Month”

Proclamation No. 267

“Declaring the month of October of every year as National Children’s Month”

Proclamation No. 731

“Declaring the second week of February of every year as” National Awareness Week” for the prevention of Child Sexual Abuse and Exploitation”

Proclamation No. 759

“Declaring the Fourth week of March 1996 as “Protection and Gender-Fair Treatment of the Girl Child Week”

Proclamation No. 855

“Proclaiming the Adoption and Implementation of the Philippines Program of Action for Children in the 1900s”

Proclamation No. 7, October 3, 2005

“Declaring every 5th of October of the year as a day of no prostitution in Davao City”

Executive Order No. 209

“The Family Code of the Philippines”

Executive Order No. 15 Series of 2004

An Order creating and constituting the “Internet Cafe Accrediting Board of Davao City”.

Executive Order No. 15 Series of 2003

An Order Creating the Davao City Anti-Mendicancy Task Force, its Composition, Duties and Functions.

Executive Order No. 20 Series of 2003

An Order Creating Davao City Early Childhood Care and Development Coordinating Committee and for other purposes.

Executive Order No. 32 Series of 2002

An Order Reconstituting the Davao City Aids Council for the Effective and Efficient Prevention and Control of HIV/ AIDS in Davao City and for other purposes.

Executive Order No. 25 Series of 2002

An Order setting the Implementing Guidelines of Ordinance No. 043-02, Series of 2002, otherwise known as The Comprehensive Anti-Smoking Ordinance of Davao City and Creating a task force to monitor its strict implementation and for other purposes.

Executive Order No. 24 Series of 2001

An Order Creating and Constituting the Quick Response Team for Children's Concerns (QRTCC).

Executive Order No. 25 Series of 1999

An Order Creating & Constituting the Davao City Gender Ad-HOC Committee and defining its functions and responsibilities.

Executive Order No. 34 Series of 1999

An Order Creating and Constituting a Special Action Group on Children in Need of Special Protection.

Executive Order No. 17 Series of 1998

An Order making operational the Child Minding Center for city government employees of Davao and constituting an oversight committee on child minding, defining its powers and functions and for other purposes.

Executive Order No. 51

"Adopting a National Code of Marketing of Breast milk substitutes, Breast milk supplements and related products, Penalizing Violations Thereof and for other purposes"

Executive Order No. 56

"Authorizing the Ministry of Social and Development to take Protection Custody of Child Prostitutes and Sexually Exploited Children, and for other purposes"

Executive Order No. 275

"Creating a Committee for the Special Protection of Children from all forms of Neglect, Abuse, Cruelty, Exploitation, Discrimination and other conditions prejudicial to their Development"

Executive Order. No. 340

"Directing National Government Agencies and Government-Owned and Controlled Corporation to provide Day Care Services for their employees' children under five (5) years of age"

Ordinance No. 0112-14

"an ordinance creating the davao city physical fitness and sports development council (dcpfscd) "

Ordinance No. 0470-13

"an ordinance promoting the rights of individuals engaged in amateur boxing competitions for the safety and protection of minors from injuries and to welfare protection "

Ordinance No. 0043-13

"an ordinance regulating the operation of business establishments selling liquours, coconut wine and other nature wine and other alcoholic beverages in the city of Davao "

Ordinance No. 04170-12 / Dec. 12, 2012

"an ordinance declaring unlawful, acts and conduct of discrimination based on sex, gender, identity, sexual orientation, race, color, descent, national or ethnic origin and religious affiliation or beliefs and penalizing the same "

Ordinance No. 0387-12 / Nov. 06, 2012

"an ordinance further amending ordinance no. 0227-04, series of 2004, otherwise known as "internet café ordinance of davao city, as amended "

Ordinance No. 0367-12 / Sept. 25, 2012

"the new comprehensive anti-smoking ordinance of Davao city"

Ordinance No. 0334-12 / August 07, 2012

"an ordinance approving for the comprehensive transport and traffic code of Davao city"

Ordinance No. 0264-12 / March 12, 2012

"an ordinance providing for a juvenile intervention program for children in conflict with law (cicl) and children at risk (car) of the local government of Davao city appropriating funds thereof "

Ordinance No. 0170-11 s. of 2011 / Oct 20, 2011

"an ordinance for the mandatory supervised daily toothbrush drill for children under the early childhood care and development program of davao city "

Ordinance No. 0137 s. of 2011 / July 19, 2011

" an ordinance authorizing the city mayor to enter into and sign, for and in behalf of the city government of davao, the memorandum of agreement to be entered into by and between the city government of davao and the different participating colleges and universities, and the scholars / grantees, respectively, in the implementation of the scholarship on tertiary education program provided under executive order no. 19, series of 2011 "

Ordinance No. 0366-10 s. of 2010 / Feb. 9, 2010

"an ordinance authorizing the city mayor of davao to accept and sign, for and in behalf of the city government, the deed of donation to be executed by the rotary club of downtown davao (ri district 3860) in favor of the city government of Davao involving a one-room children's library and reading center situated at the people's part, Davao city "

Ordinance No. 0287-09 s. of 2009 / Dec. 21, 2009

"an ordinance authorizing the city mayor of davao to sign, for and in behalf of the city, the deed of usufruct to be entered into by and between the city government of davao and emceli property holdings corporation relative to the use of alima devs center for street children located at metro circle, bankerohan, this city "

Ordinance No. 0060 Series of 2008

Ordinance requiring all private establishments operating and/or doing business within the territorial jurisdiction of the city of Davao to provide all their female employees/workers doing work in their establishments with seats and allow them to use the same during the performance of their work and providing penalties for violation thereof, and for other purposes

Ordinance No. 0111 Series of 2008

Ordinance authorizing the City Mayor to sign for and in behalf of the City the Memorandum of Agreement to be entered into by and among the City Government of Davao, Aboitiz Group Foundation, Inc. Davao Light and Power Company (DLPC), and the Department of Education (DepEd) Davao City Division, governing the implementation of "Adopt-A-School Program", to be collectively undertaken by said entities in favor of Talandang High School

Ordinance No. 0136 Series of 2008

Ordinance authorizing the City Mayor of Davao to accept and sign in behalf of the city. The Deed of Donation/Acceptance for the transfer of the title of ownership for two (2) units Suzuki Kababayan vehicles from the United Nations Children's Fund (UNICEF) to the City Government of Davao, for the use of the City Social Services and Development Office (CSSDO) in the implementation of the Early Childhood Care & Development (ECCD) Mobile Program

Ordinance No. 0348 Series of 2007

Ordinance Establishing the Gender Sensitive Crisis Intervention Unit (GSCIU) of Davao City, creating plantilla positions for its personnel and appropriating funds therefor

Ordinance No. 0245 Series of 2006

Ordinance granting legislative authority to City Mayor Hon. Rodrigo R. Duterte to enter into and sign for and in behalf of the City the Memorandum of Agreement to be entered into by and between the city government of Davao and the Catalyst for Filipino Youth Development, Inc. relative to the latter's donation of Vitameal, a rice and lentil entrée, to local government units as an option for local food assistance/feeding initiatives, particularly to malnourished children in the communities

Ordinance No. 0292 Series of 2006

Ordinance approving the "Comprehensive Children & Family Support System in Davao City, as amended" otherwise known as the "Davao City Children's Welfare Code, as amended"

Ordinance No. 0107 Series of 2005

"An Ordinance Approving the MOA for the Sixth Country Programme of UNICEF for 2005-2009 to be entered into by & between the City of Davao & UNICEF & authorizing the

City Mayor to sign the same for and in behalf of the City Government of Davao"

Ordinance No. 0227 Series of 2004

"An Ordinance prescribing guidelines and regulations on the operation and services of internet café in Davao City and for other purposes, as amended"

Ordinance No. 0118 series of 2003 (Vetoed for Legal Opinion No. 445 series of 2003)

Amending Ordinance No. 2491 series of 1994, otherwise known as the Davao City Children's Welfare Code "as amended" to be known as "Comprehensive Children and Family Support System in Davao City"

Ordinance No. 064 Series of 2002

An Ordinance prohibiting retailers, wholesalers, grocery stores, convenience stores, and other businesses from selling or allowing to be sold to minors in the respective stores, and establishments, cigarettes and other tobacco products, beer, liquor and other intoxicating beverages and prohibiting minors aged 17 and below from buying, ordering, serving, selling or drinking beer, liquor, coconut wine and other intoxicating beverages, as well as buying, ordering or smoking cigarettes and other tobacco products from wholesale, retail, grocery or convenience stores and all other business establishments in the City.

Ordinance No. 060 Series of 2002

An Ordinance prohibiting the manufacture, sale, distribution or use of firecrackers or pyrotechnic devices and such other similar devices within the territorial jurisdiction of Davao City

Ordinance No. 043 Series of 2002

The Comprehensive Anti-Smoking Ordinance of the City of Davao

Ordinance No. 041 Series of 2002

An Ordinance promulgating policies and measures for the prevention and control of STI/HIV/AIDS in Davao City, Strengthening of the Davao City Aids Council and providing penalties for violations thereof and for other purposes.

Ordinance No. 138 series of 2001 (Res. 2506-01)

An Ordinance authorizing the Hon. City Mayor to sign for and in behalf of the City Government of Davao the Memorandum of Agreement to be entered into by and between the City Government of Davao and the Welfare Action Foundation, relative to Php 300,000 financial assistance granted by the City Government of Davao to the said foundation for the benefit of underprivileged children.

Ordinance No. 106, Series of 2000

An Ordinance prescribing guidelines and regulations on the Operation and Services of Internet Café's in Davao City and for other purposes.

Ordinance No. 069 Series of 1999

An Ordinance amending Ordinance No. 568 of 1992, also known as the "Anti-Pornographic Ordinance of the City of Davao by imposing additional penalty of/and of the provisions of the same.

Ordinance No. 057 Series of 1999

An Ordinance requiring compulsory attachments of Authenticated/True Copies of Birth Certificates of all employees and/or workers be they permanent, temporary, provisional, seasonal, regular and contractual, etc. employed as entertainers, guest relation officers, hospitality workers/dancers, dance instructors, club waitresses and waiters and workers in the commercial entertainment industry to the business permits of employing establishments in order to further protect the rights of children from abuse, exploitation, and for other purposes.

Ordinance No. 046 Series of 1999

An Ordinance authorizing the Hon. City Mayor Benjamin C. de Guzman to enter into a memorandum of agreement for and in behalf of the City Government of Davao with Welfare Action Foundation Inc., (Boystown) and to release the amount of Php 300,000.00 as financial assistance to the said institution.

Ordinance No. 040 Series of 1999

An Ordinance amending the Ordinance No. 37 series of 1956 known as an Ordinance regulating the establishment, maintenance and operation of bars in the City of Davao.

Ordinance No. 069 series of 1999

An Ordinance amending Ordinance No. 568 of 1992, also known as the "Anti-Pornographic Ordinance of the City of Davao by imposing additional penalty of/and of the provisions of the same."

Ordinance No. 5004 Series of 1997**The Women Development Code of Davao City**

An Ordinance providing for women's development code of Davao City, and for other purposes.

Ordinance No. 2491, Series of 1994

The Davao City Children's Welfare Code

Ordinance 0112-14

An ordinance creating the Davao Physical Fitness and Sports Development Council (DCPFSDC).

Resolution No. 581 Series of 2008

Requesting the City Mayor, through the Local Finance Committee for additional appropriation in the amount of P/ 9,172,800.00 for the salaries of one hundred eighty four (184) Brgy. Social Health Workers to be included in the SB # 1 or in any succeeding budget

Resolution No. 585 Series of 2008

To enact an ordinance requiring all private establishments operating and/or doing business within the territorial jurisdiction of the City of Davao to provide all their female employees/workers doing work in their establishments with seats and allow them to use the same during the performance of their work, provided, that the same shall not adversely affect the employees or workers' efficiency and providing penalties for violations thereof, and for other purposes

Resolution No. 246 series of 1998

Resolution requesting concerned agencies to consider problems of minors in Davao City.

Resolution No. 592 Series of 2008

Supporting the Magna Carta for Women addressed to both the Philippine Senate and the House of Representative

Resolution No. 626 Series of 2008

Expressing the heartfelt gratitude of the 15th City Council to Dr. Rodolfo Duterte and the Philippine Medical Society of Northern California for extending a medical mission in Davao City

Resolution No. 161-01

A Resolution creating a Technical Working Group to Collect, Analyze and Present to concerned committees of the Sangguniang Panlungsod the proposed amendments of the Davao City Children's Welfare Code.

Resolution No. 645 Series of 2008

Commending Baguio district Health Center and District C (Mini-forest health Center) for being the recipients of Sen-tring Sigla Award and the City Health Office for its support to the program

Resolution No. 689 Series of 2008

Commending Lingkod Timog for conducting a medical mission last February 22, 2008 at Datu Salumay, Marilog District, this city, in coordination with the Philippine Navy and the 73rd Infantry Battalion of the Philippine Army

Resolution No. 691 Series of 2008

Adopting the Local Development Plan for Children of Davao City, CY 2007-2010

Resolution No. 697 Series of 2008

Commending Gawad Kalinga, NCCC Cares and Couples for Christ and other non-government organizations (NGOs) as well as the Bureau of Jail Management and Penology for creating a Ray of Hope Village which serves as Home for female detainees at the Ma-a City Jail

Resolution No. 749 Series of 2008

Adopting the Local Development Plan for Children of Davao City, as amended

Resolution No. 754 series of 2008

Supporting the establishment of Catalunan Grande High School as a National High School

Resolution No. 755 series of 2008

Supporting the establishment of G. Astila Cultural Minority High School as a National High School

Resolution No. 834 series of 2008

Supporting the establishment of Catalunan Pequeño High School as a National High School

Resolution No. 911 series 2008

Granting approval to the application of accreditation of the institute of Primary Health Care, Davao Medical School Foundation with the City Government of Davao, pursuant to the provisions of R.A. 7160

Resolution No. 922 Series of 2008

Requesting the City Mayor to create and constitute a Technical Working Group (TWG) to undertake a study on the Proposed Local Health Care System for the City of Davao

Resolution No. 924 Series of 2008

Urging government offices and barangays to celebrate international Day of Action for Women's Health on May 28, 2008 and every year thereafter, and to participate or initiate health-related activities for women and for other purposes

Resolution No. 974 series of 2008

Supporting the establishment of Camansi High School as a National High School

Resolution No. 972 series of 2008

Requesting the Department of Education (DepEd), through Sec. Jesi A. Lopus, to exempt the pre-school teachers from the implementation of DepEd Order No. 19, series of 2008, prohibiting the collection of any fee from parents

Resolution No. 1070 Series of 2008

Requesting the City Social Services & Development Office (CSSDO) to allow the pre-school teachers of Day Care Centers and Project Hope Pre-Schools to receive the agreed voluntary contribution of the parents of pre-schoolers to be used for the construction and maintenance of the said Day Care Centers.

Resolution No. 1096 Series of 2008

Manifesting the City Council's sentiment to keep all school campuses within the jurisdiction of Davao City as a zone of peace free from the presence and encampment of any armed organization

Resolution No. 1158 Series of 2008

Commending Ray of Hope Village (Davao City Female Dormitory), Bureau of Jail Management and Penology Regional Office XI (BJMP-RO XI) for its distinguished and extraordinary achievements

Resolution No. 1164 Series of 2008

Congratulating GIG OCA Robles Seamen's Hospital as another partner of the city in taking care of the health needs of its people, specially the migrant workers

Resolution No. 1217 Series of 2008

Granting approval to the application for renewal of accreditation of Women Cooperative with the City Government of Davao, pursuant to the provisions of R.A. 7160 otherwise known as the Local Government Code of 1991

Resolution No. 1284 Series of 2008

Approving the Early Childhood Care and Development (ECCD) Five-year Investment Plan (CY2007-2010)

Resolution No. 1318 Series of 2008

Requesting the City Mayor to declare and celebrate September 6-12, 2008 and every year thereafter as SOS Children's Village Week

Resolution No. 1378 Series of 2008

Requesting the City health Office and the Business Bureau to inform all grocery stores and business establishments in Davao City to stop and prohibit the selling of Chinese-made milk products pending the official and thorough investigation as to the safety and quality of such food

Resolution No. 1387 Series of 2008

To enact an Ordinance authorizing the City Mayor of Davao to accept and sign in behalf of the city. The Deed of Donation/Acceptance for the transfer of the title of ownership for two (2) units Suzuki Kababayan vehicles from the United Nations Children's Fund (UNICEF) to the City Government of Davao, for the use of the City Social Services and Development Office (CSSDO) in the implementation of the Early

*Childhood Care & Development (ECCD) Mobile Program***Resolution No. 1400 Series of 2008**

Supporting the establishment of Mulig High School as National High School

Resolution No. 1459 Series of 2008

Requesting Honorable Secretary Jesil A. Lapus of the Department of Education (DepEd) to allocate funds for the construction of twelve (12) classrooms at Leon Garcia Sr. National High School (Formerly San Juan national High School) to replace those that were destroyed by fire

Resolution No. 1462 Series of 2008

Supporting the Worldwide Day of Action to stop/end violence against children and corporal punishment to be held on Oct. 19, 2008 and every year thereafter

Resolution No. 1562 Series of 2008

Establishing Saloy High School as a National High School

Resolution No. 1704 Series of 2008

Supporting the establishment of Inayangan High School as a National High School

Resolution No. 03498 Series of 2007

Enjoining all local government officials and employees of Davao City to observe National Awareness Week for the Prevention of Child Sexual Abuse and exploitation from February 4-10, 2007

Resolution No. 03537 Series of 2007

Urging the Honorable City Mayor, Hon. Rodrigo R. Duterte, to declare March 8, 2007 and annually thereafter as a Special Working Holiday in Davao City in celebration of International Women's Day

Resolution No. 03578 Series of 2007

To enact an Ordinance Establishing the Gender Sensitive Crisis Intervention Unit (GSCIU) of Davao City, creating plantilla positions for its personnel and appropriating funds therefor

Resolution No. 03583 Series of 2007

Approving the Memorandum of Agreement (MOA) to be entered into by and among the City Government of Davao, the National Council for the Welfare of Children (NCWC) and the Regional Subcommittee on the Council for the Welfare of Children (RSCWC) relative to the Early Childhood Care and Development (ECCD) and authorizing the Honorable City Mayor, Rodrigo R. Duterte, to sign the same for and in behalf of the City

Resolution No. 03005 Series of 2006

To enact an Ordinance entitled "Comprehensive Children & Family Support System in Davao City, as amended"

Resolution No. 02437 Series of 2006

Resolution Requesting for the Further Improvement of the Child Minding Center for Government Employees in Davao City and to Appropriate Funds for the Purpose Thereof

Resolution No. 0618 Series of 2005

Requesting the Honorable City Mayor Hon. Rodrigo R. Duterte to Reconstitute the Committee on Decorum and Investigation (CODI) of Sexual Harassment Cases

Resolution No. 0619 Series of 2005

Requesting the Department of Labor & Employment (DOLE) to Provide the City Government with a List of Companies with their respective Committee on Decorum and Investigation (CODI)

Resolution No. 01751 Series of 2005

Urging Congress to Speedily Act on House Bill No. 1937, Otherwise Known as "The Comprehensive Juvenile Justice System Law"

Resolution No. 0575-05 Series of 2005

"Approving and Adopting the Davao City Local Development Plan for Children for the year 2003-2007"

Resolution No. 01118-05

"To enact an ordinance approving the Memorandum of Agreement for the Sixth Country Programme of UNICEF (CPC 6 UNICEF) CY 2005-2007 To be entered into by and between Davao City and UNICEF & authorizing this City Mayor to sign the same for and in behalf of the city.

Resolution No. 0078 Series of 2004

A Resolution to strengthen the Program of Street Education of the CWC through hiring and training of additional street educators composed of reformed street children.

Resolution No. 0077 Series of 2004

A resolution urging the DCPO to provide measures to check the steady flow of stow-away and unescorted children from neighboring regions or provinces, converging in City Terminals (Bus, Airport, Seaport) in coordination with CSSDO.

Resolution No. 0070 Series of 2004

A Resolution to Direct CSSDO to conduct series of training and Seminar to strengthen the role of BCPC in all barangays in Davao City.

Resolution No. 3478 Series of 2004

A Resolution creating an Inter-Agency Task Force to monitor Child Trafficking and to provide 24-hour assistance to children victim of sex trafficking.

Resolution No. 2120 series of 2003

A Resolution to enact an ordinance rationalizing Early Childhood Care and Development Act of Davao City.

Resolution No. 0499 Series of 2002

A Resolution urging the Sangguniang Panlungsod thru its Committees on Women, Children and Family Relations and Civil Political and Human Rights, to investigate the extent of Trafficking of prostituted women from Davao City (and other areas) to Zamboanga City to provide rest and recreation services to the American Services who are in the country for the Balikatan 2002 Exercise

Resolution No. 1193 Series of 2002

A Resolution enjoining all government agencies to conduct their respective internal evaluation on their participation in the implementation of the Children's Welfare Code and submit such results to the Sangguniang Panlungsod thru the Committee on Women, Children and Family Relations.

Resolution No. 1164 Series of 2002

A Resolution requesting the Barangay Officials and the Barangay Councils for the Protection of Children to initiate the conduct of information campaign and dissemination for national laws and ordinances concerning the welfare of children.

Resolution No. 1231 Series of 2002

A Resolution requesting the Davao City Police Office to investigate the occurrence of minors being merged with adult offenders at San Pedro Police Station.

Resolution No. 1158 Series of 2002

A Resolution reminding the Traffic Management Center to strictly enforce the law prohibiting children being employed as conductors of Public Utility Jeepneys as mandated under RA 7658.

Resolution No. 1083 series of 2002

A Resolution requesting the City Mayor to create a Technical Working Group to further study the Early Childhood Care and Development Act and to draft an ordinance rationalizing the early childhood care and development program of Davao City.

Resolution No. 1085 series of 2002

A Resolution requesting the City Mayor to consider the possibility of putting up a special office for Children's Concerns to implement a comprehensive program for children.

Resolution No. 0830 Series of 2002

A Resolution requesting the National Council for the Welfare of Children (NCWC) to provide the City Government of Davao, a Copy of the Evaluation made on the Entry of Davao City to the Search for the "Most Child Friendly City in the Philippines" for the year 2001.

Resolution No. 0726-02

A Resolution requesting for an extension of the working days of the Technical Working Group to work on the amendments of the Children's Welfare Code of Davao City.

Resolution No. 161-01

A Resolution creating a Technical Working Group to Collect, Analyze and Present to concerned committees of the Sangguniang Panlungsod the proposed amendments of the Davao City Children's Welfare Code.

Resolution No. 180 Series of 2001

A Resolution calling the attention of the Davao City Police Office to comply with the Davao City Children's Welfare Code prescribing curfew on minors

Resolution No. 1899 Series of 2000 (To address riots and gangs)

A Resolution enjoining the Davao City Police Office through its Director Col. Joselito Pomperada to strictly implement Ordinance No. 58 series of 1988, Ordinance No. 83 series of 1971 and Ordinance No. 332 series of 1968 and coordinate with all barangay units and other agencies to the strict implementation of the same.

Resolution No. 1372 Series of 2000

A Resolution requesting the Office of the City Mayor to issue an order directing the closure of Victoria Zirkle for violating Section 7 of Ordinance No. 2491 and Section 11 of RA 7610, An Act Providing for Stronger Deterrence and Special Protection Against Child Abuse, Exploitation and Discrimination, Providing Penalties for its violations and for other purposes.

Resolution No. 1838 Series of 2000

A Resolution supporting and endorsing Davao City's declaration and covenant against internet pornography

Resolution No. 1835 Series of 2000

A Resolution requesting the Regional Office of the Department of Education to give more emphasis on the teaching of good parenting and the importance of family solidarity both in the elementary and secondary curriculums.

Resolution No. 1862 series of 2000

A Resolution referring the proposed ordinance amending Sec. 7 of Ordinance no. 2491, series of 1994 otherwise known as the Davao City Children's Welfare Code to the Legal Committee of the Council for the Welfare of Children for its opinion, comments and appropriate action.

Resolution No. 1442 series 2000

A Resolution proclaiming the period 2001-2010 as the Decade for a culture of peace and non-violence for the Children of Davao City and Declaring the month of May as Chil-

dren's Month and for other purposes.

Resolution No. 826 Series of 1999

A Resolution supporting Senate Bill No. 2278 filed by Sen. Loren Legarda banning obscene, lewd and pornographic material especially on child pornography from being transmitted through internet.

Resolution No. 770 Series of 1999

A Resolution to enact an Ordinance prohibiting children and other individuals from playing with skateboards and roller skates in the streets and sidewalks of the City.

Resolution No. 715 series of 1999

A Resolution to enact an ordinance prohibiting and regulating the use of Child Labor in all public transport-related work and for related purposes.

Resolution No. 631 series of 1999

A Resolution requesting the City Mayor to authorize the conduct of feasibility study on the establishment of a Davao City Vocational Technical

Resolution No. 01723-09

Granting approval to the application for renewal of accreditation of St. Mary Women's Cooperative with the City Government of Davao, pursuant to the provisions of R.A. 7160, otherwise known as the local government code of 1991.

Resolution No. 01750-09

An Ordinance Establishing a Hearing Screening Program for All Infants In Davao City

Resolution No. 1920-09

Granting approval to the application for accreditation of Juliville San Isidro Labrador Women Multi-Purpose Cooperative with the City Government of Davao, pursuant to the provisions of R.A. 7160. Otherwise known as the local government code of 1991

Resolution No. 1990-09

Requesting The Philippine National Police Region Xi Thru The City Mayor Rodrigo Duterte, To Designate One Police Station For Each Of The Three (3) District (1,2,3) As Special Police Station To Handle Cases Of Children In Conflict With Law And For Other Purposes

Resolution No. 02113-09

Calling for the Pull Out Of The LBC Air Cargo Spelling Bee Commercial for The Wrong And Confusing Reasons It Sends To Our Children

Resolution No. 02182-09

Urging the officials to the Department Of Education (DepEd) to Consider Formulating Guidelines For Teachers To Adopt Methods That Would Require School Children To Study Their Books At Home And Bring The Minimum Materials To Their Classes In View Of Health And Physical Dangers Posed By The Disproportionate Weights They Are Carrying At Very Young Ages

Resolution No. 02256-09

An ordinance granting legislative authority to the city mayor to enter into and sign, for and in behalf of the city government of Davao, the loan agreement to be entered into by and between the city government of Davao and St. Mary Women's Cooperative

Resolution No. 02383-09

An Ordinance Granting Legislative Authority To The City Mayor To Enter Into And Sign, For And In Behalf Of The City Government, The Loan Agreement To Be Entered Into By And Between The City Government Of Davao And Juville San Isidro Labrador Women Multi-Purpose Cooperative

Resolution No. 02461-09

Granting approval to the application for accreditation of Apollo Carnation Women's Multipurpose Cooperative with the city government of Davao, pursuant to the provisions of R.A. No. 7160, otherwise known as the local government code of 1991

Resolution No. 02544-09

An Ordinance Authorizing The City Mayor Of Davao To Sign, For And In Behalf Of The City The Deed Of Usufruct To Be Entered Into By And Between The City Government Of Davao And Emceli Property Holdings Corporation Relative To The Use Of Alima DEVS Center For Street Children Located At Metro Circle, Bankerohan, This City

Resolution No. 02635-09

Granting approval to application for accreditation of the Barangay Council for Women-El Rio Vista Village (BCW-ERVV) with the city government of Davao, pursuant to the provisions of section 108 of R.A. 7160, otherwise known as the local government code of 1991

Resolution No. 02636-09

Granting approval to the application for accreditation of women garments & services cooperative with the city government of Davao, pursuant to the provisions of section 108 of R.A. 7160, otherwise known as the Local Government Code of 1991

Resolution No. 03036-10

An ordinance authorizing the city mayor to enter into sign, for and in behalf of the city government, the memorandum of agreement to be entered into by and between the

city government of Davao and Interface Development Interventions, Inc. (IDIS), in relation to the city's financial assistance of pesos: one hundred thousand (p100,000.00) to the aforesaid organization for conducting "Run for Water Davao", a global event on April 18, 2010, highlighting women and children in their struggle to secure potable water

Resolution No. 02705-10

An Ordinance Creating The Women Health Care Clinic Of Davao City

Resolution No. 02887-10

An Ordinance Authorizing The City Mayor Of Davao To Accept And Sign, For And In Behalf Of The City Government, The Deed Of Donation To Be Executed By The Rotary Club Of Downtown Davao (Ri District 3860) In Favor Of The City Government Of Davao Involving A One-Room Children's Library And Reading Center Situated At The People's Park, Davao City

Resolution No. 02830-10

An Ordinance Granting Legislative Authority To The City Mayor To Enter And Into Sign, For And In Behalf Of The City Government, The Loan Agreement To Be Entered Into By And Between The City Government Of Davao And Apollo Carnation Women's Multi-Purpose Cooperative

Resolution No. 02846-10

Commending The Davao City Police Office (DCPO) And Honoring Its Men And Women In Uniform, For Garnering The Award As The Country's Best Police Office Under The Highly-Urbanized Cities Category For The Seventh (7th) Time

Resolution No. 0423-11

Commending Tambayan Center For Children's Rights, Incorporated And Nakamata For CO-Producing The Film "Latus" Which Won As Best Short Film In The New York International Independent Film And Video Festival (NYIFF) in 2010

Resolution No. 0834-11

Favorably endorsing the accreditation of Women Studies and Resources Center-Southern Mindanao Region, Inc. (WSRC-SMRI) with the city government of Davao

Resolution No. 1068-11

Favorably endorsing the accreditation of Luna Legal Resource Center for Women and Children, Inc. with the city government of Davao

Resolution No. 01523-11

Resolution Requesting The Armed Forces Of The Philippines (AFP) To Transfer The Military Detachments Of The 69th IB AFP Located At Sitio Ginubatan, Paradise Embac, Away From Schools And Residential Areas For The Safety Of School Children

Resolution No. 01524-11

Resolution requesting the city mayor Hon. Sara Z. Duterte to request the Armed Forces of the Philippines (AFP) to transfer the military detachment of the 69th IB AFP located at Sitio Ginubatan, Paradise Embac, away from schools and residential areas for the safety of the school children

Resolution No. 01554-11

Requesting The City Mayor To Put On Hold Toys From Food Chains And Other Stores Until The Bureau Of Food And Drugs (BFAD) And The Bureau Of Product Standards (BPS) Could Determine And Certify Their Safety For The Sake Of The Children Of Davao City

Resolution No. 03328-10

An ordinance for the temporary closure to vehicular traffic of Feliciano Iñigo Street (formerly Anda Street) particularly from corner Bonifacio Street up to corner Rizal Street from June 26, 2010 up to June 29, 2010 from 7:00 a.m until 2:00 a.m. To be utilized as venue for the feeding program for street children and free medical and dental check-up

Resolution No. 01373-11

An Ordinance For The Mandatory Supervised Daily Tooth-brush Drill For Children Under The Early Childhood Care And Development Program Of Davao City

Resolution No. 01813-12

An Ordinance Providing For A Juvenile Intervention Program For Children In Conflict With The Law (CICL) And Children At Risk (CAR) of The Local Government of Davao City and Appropriating Funds therefore

Resolution No. 01894-12

An Ordinance Authorizing The City Mayor To Sign For And In Behalf Of The City Government Of Davao The Memorandum Of Agreement (Moa) Formalizing The Partnership Between The City Government Of Davao And Mindanao Commission On Women (MCW) In Securing Food And Peace

Resolution No. 02020-12

An Ordinance Authorizing The Mayor To Enter Into And Sign, For In Behalf Of The City Government Of Davao, The Deed Of Donation To Be Executed By The City Of Davao In Favor Of The Women Studies Resource Center Covering A Desktop Computer With Printer And Scanner, LCD Projector With Wide Screen And Digital Camera

Resolution No. 2022-12

An Ordinance Authorizing The City Mayor To Enter Into And Sign, For And In Behalf Of The City Government Of Davao, The Memorandum Of Understanding To Be Entered Into By And Among The National Government Represented By NEDA And DILG, United Nations Children's Fund (UNICEF) And The City Government Of Davao, For The Formulation, Implementation And Monitoring Of Pro-

grams And Projects As Contained In The City's Millennium Development Goals That Are Intended For The Advancement Of Rights And Protection Of Women, Children, And Other Vulnerable Sector Of The Society In Davao City

Resolution No. 02093-12

An ordinance further amending Ordinance No. 0227-04, series of 2004, otherwise known as "The Internet Café Ordinance of Davao City", as amended

Resolution No. 02094-12

Endorsing to the Local School Board Item No. 1388-project implementation design from Sta. Clara Elementary School for a request of budget allocation of one hundred fifty thousand pesos (150,00.00) for the construction of its feeding center with ten (10) faucets hand washing facility, and item no. 1508- proposal of Ms. Araceli Dans Lee of the University of the Philippines-Mindanao to allocate funds for the textbook entitled, "I Am Mindanaoan (Region XI): an atlas micro-pedia for school children"

Resolution No. 02110-12-12

Enacting an ordinance authorizing the city mayor to enter into and sign, for and in behalf of the City Government of Davao, the Memorandum Of Agreement to be entered into by and among the City Government of Davao, United Entrepreneurs Marketing Cooperative (UNEMCO) and District III Women Federation, Inc. (DISWOFED)

Resolution No. 02143-12

The New Comprehensive Anti-Smoking Ordinance Of Davao City

Resolution No. 02312-12

Favorably endorsing the accreditation of Cabantian First Women Credit Cooperative with the City of Government of Davao, pursuant to the provisions of R.A. 7160 (encoded based on the minutes)

Resolution No. 02183-09, adopted June 16, 2009

"requesting the department of education (deped) and the department of social welfare and development (dswd) to formulate and implement extensive awareness campaigns against the creation of, affiliation with and initiation of gangs and syndicates and the real scope and effects of republic act no. 9344, also known as the "juvenile justice and welfare act of 2006" "

Resolution No. 02182-09, adopted June 16, 2009

"urging the officials of the department of education (deped) to consider formulating guidelines for teachers to adopt methods that would require school children to study their books at home and bring the minimum materials to their classes in view of health and physical dangers posed by the disproportionate weights they are carrying at very young

ages "

Resolution No. 02113-09, adopted May 19, 2009

"calling for the pull out of the lbc air cargo spelling bee commercial for the wrong and confusing reasons it sends to our children "

Resolution No. 01990-09, adopted March 25, 2009

"requesting the philippine national police region xi thru the city mayor Rodrigo R. Duterte, to designate one police station for each of the three (3) districts (1, 2, 3) as special police stations to handle cases of children in conflict with law and for other purposes "



Compiled by:
**OFFICE OF THE CITY PLANNING AND
DEVELOPMENT COORDINATOR**
City Hall Drive, Davao City